



Republic of the Philippines
Department of Education
NATIONAL CAPITAL REGION



CN-2023-6-14-5497


June 15, 2023

REGIONAL MEMORANDUM
No. **546**, s. 2023

TO : Schools Division Superintendents

**PROCUREMENT STATUS OF LEARNING TOOLS AND EQUIPMENTS (LTE) OF FY
2021 AND 2022 DOWNLOADED FUNDS**

1. This is in reference to the attached Memorandum DM-CT- 2023-158 from Undersecretary Gina O. Gonong, Curriculum and Teaching, on the above-captioned report, for information and urgent compliance.
2. In view of this, concerned Offices at the Division level are enjoined to accomplish the survey tool via the link: <https://bit.ly/lte-procurement-status> not later than **June 26, 2023**.
3. The Regional and Division LRMS and Supply Officers shall closely coordinate to ensure the accuracy of data. The LTE report shall be jointly facilitated by the above-mentioned offices.
4. For information and immediate compliance of all concerned.


WILFREDO E. CABRAL, CESO III
Regional Director

Encl.: As stated

Reference:

To be indicated in the Perpetual Index



Misamis St. Bago Bantay, Quezon City

Email Address: ncr@deped.gov.ph


Website: <https://www.depedncr.com.ph>




Republic of the Philippines
Department of Education
OFFICE OF THE UNDERSECRETARY FOR CURRICULUM AND TEACHING

MEMORANDUM
DM-CT-2023-158

TO : **REGIONAL DIRECTORS**
SCHOOLS DIVISION SUPERINTENDENTS
ALL OTHERS CONCERNED

FROM : 
GINA O. GONONG
Undersecretary for Curriculum and Teaching


REVSEE A. ESCOBEDO
Undersecretary for Operations

SUBJECT : **PROCUREMENT STATUS REPORT OF LEARNING TOOLS**
AND EQUIPMENT (LTE) OF FY 2021 AND 2022
DOWNLOADED FUNDS

DATE : **June 13, 2023**

In reference to **COA AOM No. 2023-010 (2022)**, the Curriculum and Teaching Strand, through the Bureau of Learning Resources – Cebu, has been directed to “Submit the status of the procurement made by the DepEd SDOs under the FY 2021 – 2022 LTE Funds”.

Relative to this, the Schools Division Offices are requested to accomplish their respective reports which could be accessed through this link: <https://bit.ly/lte-procurement-status>, on or before **June 26, 2023**.

Should there be any queries or concerns, please contact **Mr. Aljanro M. Bertuoso**, Engineer III or **Mr. Jaymar N. Arioja**, Science Research Technician IV of the Bureau of Learning Resources Cebu Office through email: blr.ceb@deped.gov.ph or telephone numbers: (032) 230-7939 and (032) 230-7948

For your immediate compliance.

Attachments:

1. List of Schools Division Offices Recipient of FY 2021 & 2022 Learning Tools and Equipment Downloaded Funds.

List of Schools Division Offices Receipt of FY2021 & 2022 Learning Tools and Equipment Downloaded Funds

No.	Region - Division	FY2021			FY2022							
		SARO No. (MOOE)	Target Quantity (in pieces)	SARO Amount	Technical Vocational Livelihood			Science and Math				
					SARO No. (Capital Outlay)	Target Quantity (in pieces)	SARO Amount	SARO No. (MOOE)	Target Quantity (in pieces)	SARO Amount	SARO No. (MOOE)	Quantity
1	BARMM - Cotabato City		1	4,271.00					54	25,025.20		1
2	BARMM - Maguindanao I		552	503,200.00								
3	CAR - Abra	OSEC-CAR-21-5443	1	4,271.00				OSEC-CAR-22-0232	629	831,712.90	OSEC-CAR-22-0186	4
4	CAR - Apayao							OSEC-CAR-22-0233	313	536,470.78	OSEC-CAR-22-0187	4
5	CAR - Baguio City										OSEC-CAR-22-0188	
6	CAR - Benguet		2,636	2,862,769.00	OSEC-CAR-22-0235	23	546,749.32	OSEC-CAR-22-0234	2,087	2,707,438.44	OSEC-CAR-22-0189	13
7	CAR - Ifugao		1	5,817.00				OSEC-CAR-22-0235	943	968,256.80	OSEC-CAR-22-0190	6
8	CAR - Kalinga		1,484	1,447,612.00	OSEC-CAR-22-0389	22	554,197.36	OSEC-CAR-22-0236	672	742,376.46	OSEC-CAR-22-0191	1
9	CAR - Mt. Province		1,976	1,217,931.00				OSEC-CAR-22-0237	954	1,239,219.72	OSEC-CAR-22-0192	2
10	CAR - Tabuk City				OSEC-CAR-22-0390	5	101,868.89	OSEC-CAR-22-0238	698	894,025.26	OSEC-CAR-22-0193	2
11	CARAGA - Agusan del Norte		1	4,271.00	OSEC-13-22-0475	2	34,037.35	OSEC-13-22-0366	646	575,688.53	OSEC-13-22-0174	5
12	CARAGA - Agusan del Sur				OSEC-13-22-0476	1	41,485.38	OSEC-13-22-0367	717	690,605.05	OSEC-13-22-0175	17
13	CARAGA - Bayugan City										OSEC-13-22-0176	3
14	CARAGA - Bislig City							OSEC-13-22-0368	556	880,442.86	OSEC-13-22-0177	3
15	CARAGA - Butuan City							OSEC-13-22-0369	588	1,122,467.04	OSEC-13-22-0178	11
16	CARAGA - Cabadbaran City										OSEC-13-22-0179	1
17	CARAGA - Dinagat Island							OSEC-13-22-0370	164	132,131.50	OSEC-13-22-0180	3
18	CARAGA - Siargao										OSEC-13-22-0181	2
19	CARAGA - Surigao City										OSEC-13-22-0182	1
20	CARAGA - Surigao del Norte							OSEC-13-22-0371	313	536,470.78	OSEC-13-22-0183	5
21	CARAGA - Surigao del Sur				OSEC-13-22-0477	5	101,868.89	OSEC-13-22-0372	436	623,808.33	OSEC-13-22-0184	19
22	CARAGA - Tandag City							OSEC-13-22-0373	517	565,908.37	OSEC-13-22-0185	
23	NCR - Caloocan City	OSEC-NCR-21-5444	1,557	1,451,654.00	OSEC-NCR-22-0374	42	1,025,423.95	OSEC-NCR-22-0208	256	494,350.38	OSEC-NCR-22-0194	2
24	NCR - City of San Juan										OSEC-NCR-22-0195	
25	NCR - Las Piñas City										OSEC-NCR-22-0196	
26	NCR - Malabon City										OSEC-NCR-22-0197	2
27	NCR - Mandaluyong City							OSEC-NCR-22-0209	475	631,192.79	OSEC-NCR-22-0198	2
28	NCR - Manila		1,669	1,058,241.00	OSEC-NCR-22-0375	23	546,749.32	OSEC-NCR-22-0210	1,005	1,246,807.35	OSEC-NCR-22-0199	3
29	NCR - Marikina City										OSEC-NCR-22-0200	
30	NCR - Navotas		1	4,271.00				OSEC-NCR-22-0211	54	25,025.20	OSEC-NCR-22-0201	
31	NCR - Paranaque City		1	4,271.00	OSEC-NCR-22-0376	2	34,037.35	OSEC-NCR-22-0212	529	413,373.44	OSEC-NCR-22-0202	
32	NCR - Pasay City				OSEC-NCR-22-0377	3	85,349.50	OSEC-NCR-22-0213	186	133,901.17	OSEC-NCR-22-0203	
33	NCR - Pasig City				OSEC-NCR-22-0378	3	85,349.50	OSEC-NCR-22-0214	382	508,056.85	OSEC-NCR-22-0204	
34	NCR - Quezon City		12,118	14,265,424.00	OSEC-NCR-22-0379	315	7,690,679.61	OSEC-NCR-22-0215	2,756	3,360,425.68	OSEC-NCR-22-0205	8
35	NCR - Taguig		309	168,232.00	OSEC-NCR-22-0380	6	170,699.00	OSEC-NCR-22-0216	764	1,016,113.70	OSEC-NCR-22-0206	3
36	NCR - Valenzuela City		1	4,271.00				OSEC-NCR-22-0217	54	25,025.20	OSEC-NCR-22-0207	3
37	Region I - Alaminos City		660	775,610.00							OSEC-1-22-0001	1
38	Region I - Batac City							OSEC-1-22-0218	164	132,131.50	OSEC-1-22-0002	
39	Region I - Candon City										OSEC-1-22-0003	1
40	Region I - Dagupan City										OSEC-1-22-0004	1
41	Region I - Ilocos Norte	OSEC-1-21-5445	1,882	2,138,987.00				OSEC-1-22-0219	562	588,893.20	OSEC-1-22-0005	9
42	Region I - Ilocos Sur							OSEC-1-22-0220	1,001	1,307,020.96	OSEC-1-22-0006	12
43	Region I - La Union		2,481	1,664,533.00	OSEC-1-22-0381	3	75,522.73	OSEC-1-22-0221	1,278	1,346,002.67	OSEC-1-22-0007	13
44	Region I - Laoag City							OSEC-1-22-0222	196	374,155.68	OSEC-1-22-0008	
45	Region I - Pangasinan I, Lingayen	OSEC-1-21-5116	1,318	672,188.00	OSEC-1-22-0382	39	864,561.49	OSEC-1-22-0223	1,220	1,418,481.28	OSEC-1-22-0009	27
46	Region I - Pangasinan II, Binalonan	OSEC-1-21-5447	1,248	1,266,060.00				OSEC-1-22-0224	1,024	1,436,780.44	OSEC-1-22-0010	17
47	Region I - San Carlos City		1	4,271.00	OSEC-1-22-0383	1	41,485.38	OSEC-1-22-0225	967	1,089,785.93	OSEC-1-22-0011	7
48	Region I - San Fernando City										OSEC-1-22-0012	1

List of Schools Division Offices Receipt of FY2021 & 2022 Learning Tools and Equipment Downloaded Funds

No.	Region - Division	FY2021			FY2022							
		SARO No. (MOOE)	Target Quantity (in pieces)	SARO Amount	Technical Vocational Livelihood			Science and Math				
					SARO No. (Capital Outlay)	Target Quantity (in pieces)	SARO Amount	SARO No. (MOOE)	Target Quantity (in pieces)	SARO Amount	SARO No. (MOOE)	Quantity
49	Region I - Urdaneta City										OSEC-1-22-0013	5
50	Region I - Vigan City										OSEC-1-22-0014	
51	Region II - Batanes										OSEC-2-22-0015	
52	Region II - Cagayan		170	250,416.00	OSEC-2-22-0384	8	120,767.01	OSEC-2-22-226	2,276	2,369,581.98	OSEC-2-22-0016	12
53	Region II - Cauayan City							OSEC-2-22-0227	360	506,287.18	OSEC-2-22-0017	1
54	Region II - City of Ilagan				OSEC-2-22-0385	4	60,383.51	OSEC-2-22-0228	1,030	955,065.96	OSEC-2-22-0018	2
55	Region II - Isabela		1,604	1,633,803.00	OSEC-2-22-0386	45	2,457,569.91	OSEC-2-22-0229	2,861	2,791,394.95	OSEC-2-22-0019	24
56	Region II - Nueva Vizcaya	OSEC-2-21-5448	1	4,271.00				OSEC-2-22-0230	774	1,037,599.56	OSEC-2-22-0020	6
57	Region II - Quirino		1,018	1,799,798.00	OSEC-2-22-0387	4	60,383.51	OSEC-2-22-0231	955	1,359,492.69	OSEC-2-22-0021	6
58	Region II - Santiago City										OSEC-3-22-0022	2
59	Region II - Tuguegarao City										OSEC-2-22-0023	3
60	Region III - Angeles City	OSEC-3-21-5449	3,963	2,160,791.00	OSEC-3-22-0391	12	341,398.00	OSEC-3-22-0239	852	585,655.08	OSEC-3-22-0024	4
61	Region III - Aurora	OSEC-3-21-5450	2	10,088.00	OSEC-3-22-0392	15	844,616.02	OSEC-3-22-0240	1,595	1,426,631.55	OSEC-3-22-0025	8
62	Region III - Balanga City				OSEC-3-22-0393	2	34,037.35	OSEC-3-22-0241	475	388,348.24		
63	Region III - Bataan	OSEC-3-21-5451	1,315	864,405.00	OSEC-3-22-0394	2	34,037.35	OSEC-3-22-0242	1,819	2,072,690.84	OSEC-3-22-0026	3
64	Region III - Bulacan	OSEC-3-21-5452	1,211	1,511,466.00	OSEC-3-22-0395	176	4,649,552.89	OSEC-3-22-0243	5,485	5,771,573.56	OSEC-3-22-0027	11
65	Region III - Cabanatuan City		1	4,271.00				OSEC-3-22-0244	171	187,340.30	OSEC-3-22-0028	3
66	Region III - City of San Jose Del Monte	OSEC-3-21-5457	170	250,416.00				OSEC-3-22-0251	316	295,242.12	OSEC-3-22-0038	1
67	Region III - Gapan City		168	241,874.00				OSEC-3-22-0245	524	638,418.68	OSEC-3-22-0029	1
68	Region III - Mabalacat City		475	384,202.00							OSEC-3-22-0030	1
69	Region III - Malolos City				OSEC-3-22-0396	25	573,095.48	OSEC-3-22-0246	488	932,119.84	OSEC-3-22-0031	3
70	Region III - Meycauayan City										OSEC-3-22-0032	1
71	Region III - Munoz Science City	OSEC-3-21-5453	552	503,200.00	OSEC-3-22-0397	4	60,383.51	OSEC-3-22-0247	66	123,711.13	OSEC-3-22-0033	1
72	Region III - Nueva Ecija		1,191	1,759,028.00	OSEC-3-22-0398	40	1,066,294.35	OSEC-3-22-0248	5,781	6,327,674.99	OSEC-3-22-0034	24
73	Region III - Olongapo City										OSEC-3-22-0035	2
74	Region III - Pampanga	OSEC-3-21-5454	449	589,996.00	OSEC-3-22-0399	46	1,085,807.45	OSEC-3-22-0249	1,640	1,823,306.38	OSEC-3-22-0036	15
75	Region III - San Fernando City	OSEC-3-21-5455	1,015	2,008,310.00							OSEC-3-22-0037	8
76	Region III - San Jose City	OSEC-3-21-5456	1	4,271.00				OSEC-3-22-0250	54	25,025.20		
77	Region III - Tarlac		452	606,516.00	OSEC-3-22-0400	24	598,061.47	OSEC-3-22-0252	2,312	2,713,070.22	OSEC-3-22-0039	15
78	Region III - Tarlac City										OSEC-3-22-0040	1
79	Region III - Zambales	OSEC-3-21-5458	661	749,604.00	OSEC-3-22-0401	8	120,767.01	OSEC-3-22-0253	1,358	1,477,167.41	OSEC-3-22-0041	12
80	Region IV-A - Antipolo City	OSEC-4A-21-5459	645	634,618.00	OSEC-4A-22-0402	22	554,197.36	OSEC-4A-22-0254	1,148	848,377.64	OSEC-4A-22-0042	
81	Region IV-A - Bacoor City							OSEC-4A-22-0255	196	374,155.68	OSEC-4A-22-0043	2
82	Region IV-A - Batangas	OSEC-4A-21-5460	7,085	4,738,016.00	OSEC-4A-22-0403	78	1,964,883.42	OSEC-4A-22-0256	3,841	4,540,178.45	OSEC-4A-22-0044	17
83	Region IV-A - Batangas City							OSEC-4A-22-0257	499	353,505.19	OSEC-4A-22-0045	4
84	Region IV-A - Binan City		644	630,347.00	OSEC-4A-22-0404	45	1,110,773.45	OSEC-4A-22-0258	740	472,057.22	OSEC-4A-22-0046	
85	Region IV-A - Cabuyao City										OSEC-4A-22-0047	1
86	Region IV-A - Calamba City	OSEC-4A-21-5461	524	1,257,520.00	OSEC-4A-22-0405	21	512,711.97	OSEC-4A-22-0259	226	434,253.03	OSEC-4A-22-0048	1
87	Region IV-A - Cavite		1,952	1,414,905.00	OSEC-4A-22-0406	9	256,048.50	OSEC-4A-22-0260	2,356	2,452,658.99	OSEC-4A-22-0049	6
88	Region IV-A - Dasmariñas City	OSEC-4A-21-5462	3	12,813.00	OSEC-4A-22-0407	2	34,037.35	OSEC-4A-22-0261	1,029	1,211,735.20	OSEC-4A-22-0050	
89	Region IV-A - General Trias City										OSEC-4A-22-0051	
90	Region IV-A - Imus City		3	14,359.00	OSEC-4A-22-0408	21	512,711.97	OSEC-4A-22-0262	655	676,056.12	OSEC-4A-22-0052	
91	Region IV-A - Laguna		1,431	3,288,953.00	OSEC-4A-22-0409	28	1,645,367.92	OSEC-4A-22-0263	1,161	907,555.62	OSEC-4A-22-0053	8
92	Region IV-A - Lipa City							OSEC-4A-22-0264	164	132,131.50	OSEC-4A-22-0054	6
93	Region IV-A - Quezon	OSEC-4A-21-5463	278	260,142.00	OSEC-4A-22-0410	46	1,352,650.06	OSEC-4A-22-0265	3,050	4,045,372.61	OSEC-4A-22-0055	20
94	Region IV-A - Rizal		3,966	3,592,283.00	OSEC-4A-22-0411	3	85,349.50	OSEC-4A-22-0266	1,433	1,745,637.63	OSEC-4A-22-0056	8
95	Region IV-A - San Pablo City		276	251,600.00	OSEC-4A-22-0412	3	85,349.50	OSEC-4A-22-0267	832	632,717.67	OSEC-4A-22-0057	2
96	Region IV-A - Sta. Rosa City	OSEC-4A-21-5464	279	339,580.00	OSEC-4A-22-0413	21	512,711.97	OSEC-4A-22-0268	30	60,097.35	OSEC-4A-22-0058	

List of Schools Division Offices Receipt of FY2021 & 2022 Learning Tools and Equipment Downloaded Funds

No.	Region - Division	FY2021			FY2022							
					Technical Vocational Livelihood			Science and Math				
		SARO No. (MOOE)	Target Quantity (in pieces)	SARO Amount	SARO No. (Capital Outlay)	Target Quantity (in pieces)	SARO Amount	SARO No. (MOOE)	Target Quantity (in pieces)	SARO Amount	SARO No. (MOOE)	Quantity
97	Region IV-A - Tanauan City				OSEC-4A-22-0414	3	85,349.50	OSEC-4A-22-0269	186	133,901.17	OSEC-4A-22-0059	2
98	Region IV-A - Tayabas City										OSEC-4A-22-0060	
99	Region IV-B - Calapan City							OSEC-4B-22-0270	196	374,155.68	OSEC-4B-22-0061	2
100	Region IV-B - Marinduque		1	4,271.00	OSEC-4B-22-0115	9	179,770.35	OSEC-4B-22-0271	1,280	1,024,490.93	OSEC-4B-22-0062	6
101	Region IV-B - Occidental Mindoro	OSEC-4B-21-5465	1	4,271.00	OSEC-4B-22-0416	12	759,266.52	OSEC-4B-22-0272	121	73,390.39	OSEC-4B-22-0063	11
102	Region IV-B - Oriental Mindoro		2,004	1,537,718.00	OSEC-4B-22-0417	36	779,211.99	OSEC-4B-22-0273	2,283	2,633,020.33	OSEC-4B-22-0064	15
103	Region IV-B - Palawan	OSEC-4B-21-5466	1,552	1,520,050.00	OSEC-4B-22-0418	60	1,955,389.46	OSEC-4B-22-0274	4,355	4,924,502.09	OSEC-4B-22-0065	16
104	Region IV-B - Puerto Princesa City		387	1,348,246.00	OSEC-4B-22-0419	30	768,760.47	OSEC-4B-22-0275	2,990	3,559,278.04	OSEC-4B-22-0066	2
105	Region IV-B - Romblon	OSEC-4B-21-5467	509	748,523.00	OSEC-4B-22-0420	32	785,279.86	OSEC-4B-22-0276	1,274	1,248,719.91	OSEC-4B-22-0067	13
106	Region IX - Dapitan City				OSEC-9-22-0458	3	85,349.50	OSEC-9-22-0333	186	133,901.17	OSEC-9-22-0133	4
107	Region IX - Dipolog City		2,115	1,578,397.00				OSEC-9-22-0334	196	374,155.68	OSEC-9-22-0134	2
108	Region IX - Isabela City		276	251,600.00				OSEC-9-22-0335	281	294,446.60	OSEC-9-22-0135	2
109	Region IX - Pagadian City	OSEC-9-21-5484	140	143,412.00							OSEC-9-22-0136	4
110	Region IX - Zamboanga City	OSEC-9-21-5485	2,150	1,728,344.00	OSEC-9-22-0459	66	1,623,485.42	OSEC-9-22-0336	1,172	1,531,907.20	OSEC-9-22-0137	7
111	Region IX - Zamboanga del Norte		6,736	7,301,633.00	OSEC-9-22-0460	36	929,632.70	OSEC-9-22-0337	6,159	7,053,863.57	OSEC-9-22-0138	11
112	Region IX - Zamboanga del Sur	OSEC-9-21-5486	2,858	3,478,785.00	OSEC-9-22-0461	8	120,767.01	OSEC-9-22-0338	2,448	2,527,770.51	OSEC-9-22-0139	25
113	Region IX - Zamboanga Sibugay		5,343	5,193,086.00	OSEC-9-22-0462	13	800,751.90	OSEC-9-22-0339	2,983	4,056,624.78	OSEC-9-22-0140	9
114	Region V - Albay		2,112	2,206,821.00	OSEC-5-22-0421	11	213,807.70	OSEC-5-22-0277	3,198	3,277,555.83	OSEC-5-22-0068	13
115	Region V - Camarines Norte		3	12,813.00	OSEC-5-22-0422	7	145,733.00	OSEC-5-22-0278	1,055	1,133,421.68	OSEC-5-22-0069	10
116	Region V - Camarines Sur		1,665	1,843,488.00	OSEC-5-22-0351	77	1,927,135.47	OSEC-5-22-0279	6,417	7,780,209.73	OSEC-5-22-0070	33
117	Region V - Catanduanes	OSEC-5-21-5468	2,477	2,898,021.00				OSEC-5-22-0280	558	474,781.40	OSEC-5-22-0071	7
118	Region V - Iriga City		421	534,371.00				OSEC-5-22-0281	117	162,315.10	OSEC-5-22-0072	2
119	Region V - Legaspi City										OSEC-5-22-0073	2
120	Region V - Ligao City				OSEC-5-22-0423	5	101,868.89	OSEC-5-22-0282	404	381,784.16	OSEC-5-22-0074	3
121	Region V - Masbate		1	4,271.00	OSEC-5-22-0424	8	120,767.01	OSEC-5-22-0283	350	404,578.96	OSEC-5-22-0075	37
122	Region V - Masbate City		1	4,271.00	OSEC-5-22-0425	4	60,383.51	OSEC-5-22-0284	754	876,959.80	OSEC-5-22-0076	2
123	Region V - Naga City	OSEC-5-21-5470	2	10,088.00	OSEC-5-22-0426	3	85,349.50	OSEC-5-22-0285	593	592,703.24	OSEC-5-22-0077	1
124	Region V - Sorsogon		672	1,713,452.00	OSEC-5-22-0427	24	1,006,868.41	OSEC-5-22-0286	2,009	2,119,086.00	OSEC-5-22-0078	12
125	Region V - Sorsogon City							OSEC-5-22-0287	164	132,131.50	OSEC-5-22-0079	5
126	Region V - Tabaco City										OSEC-5-22-0080	1
127	Region VI - Aklan		3,104	2,274,476.00	OSEC-6-22-0428	34	1,321,920.25	OSEC-6-22-0288	3,882	3,747,202.70	OSEC-6-22-0081	15
128	Region VI - Antique		4,734	3,262,242.00	OSEC-6-22-0429	5	119,386.85	OSEC-6-22-0289	2,881	2,748,671.26	OSEC-6-22-0082	18
129	Region VI - Bacolod City							OSEC-6-22-0290	533	632,938.85	OSEC-6-22-0083	2
130	Region VI - Bago City				OSEC-6-22-0430	15	844,616.02	OSEC-6-22-0291	679	584,614.79	OSEC-6-22-0084	1
131	Region VI - Cadiz City										OSEC-6-22-0085	3
132	Region VI - Capiz	OSEC-6-21-5471	3,355	3,047,442.00	OSEC-6-22-0431	32	785,279.86	OSEC-6-22-0292	2,707	2,655,499.47	OSEC-6-22-0086	7
133	Region VI - Escalante City		1,238	1,328,892.00							OSEC-6-22-0087	1
134	Region VI - Guimaras		2	8,542.00	OSEC-6-22-0432	3	85,349.50	OSEC-6-22-0293	850	1,064,394.43	OSEC-6-22-0088	5
135	Region VI - Himamaylan City										OSEC-6-22-0089	5
136	Region VI - Iloilo		8,377	7,948,739.00	OSEC-6-22-0433	67	1,580,396.26	OSEC-6-22-0294	8,833	9,026,939.42	OSEC-6-22-0090	17
137	Region VI - Iloilo City		4	17,084.00	OSEC-6-22-0434	3	85,349.50	OSEC-6-22-0295	402	234,001.97	OSEC-6-22-0091	1
138	Region VI - Kabankalan City							OSEC-6-22-0296	164	132,131.50	OSEC-6-22-0092	2
139	Region VI - La Carlota City		2	8,542.00	OSEC-6-22-0435	3	85,349.50	OSEC-6-22-0297	294	183,951.57	OSEC-6-22-0093	
140	Region VI - Negros Occidental		3,036	4,442,170.00	OSEC-6-22-0436	18	590,310.29	OSEC-6-22-0298	5,033	4,585,021.23	OSEC-6-22-0094	8
141	Region VI - Passi City		216	1,093,559.00				OSEC-6-22-0299	54	25,025.20	OSEC-6-22-0095	1
142	Region VI - Roxas City		747	834,775.00	OSEC-6-22-0437	4	60,383.51	OSEC-6-22-0300	370	547,917.21	OSEC-6-22-0096	3
143	Region VI - Sagay City	OSEC-6-21-5472	4	17,084.00				OSEC-6-22-0301	1,070	1,163,825.62	OSEC-6-22-0097	4
144	Region VI - San Carlos City										OSEC-6-22-0098	

List of Schools Division Offices Receipt of FY2021 & 2022 Learning Tools and Equipment Downloaded Funds

No.	Region - Division	FY2021			FY2022							
					Technical Vocational Livelihood			Science and Math				
		SARO No. (MOOE)	Target Quantity (in pieces)	SARO Amount	SARO No. (Capital Outlay)	Target Quantity (in pieces)	SARO Amount	SARO No. (MOOE)	Target Quantity (in pieces)	SARO Amount	SARO No. (MOOE)	Quantity
145	Region VI - Silay City		2,808	2,464,324.00	OSEC-6-22-0438	42	1,025,423.95	OSEC-6-22-0302	589	776,412.70	OSEC-6-22-0099	2
146	Region VI - Sipalay City				OSEC-6-22-0439	1	41,485.38	OSEC-6-22-0303	174	125,941.53	OSEC-6-22-0100	
147	Region VII - Bais City							OSEC-7-22-0304	117	162,315.10	OSEC-7-22-0101	2
148	Region VII - Bayawan City	OSEC-7-21-5473	867	352,002.00	OSEC-7-22-0440	18	969,072.17	OSEC-7-22-0305	1,025	959,271.82	OSEC-7-22-0102	3
149	Region VII - Bogo City				OSEC-7-22-0441	3	85,349.50	OSEC-7-22-0306	186	133,901.17	OSEC-7-22-0103	
150	Region VII - Bohol		2,597	2,978,220.00	OSEC-7-22-0442	67	1,808,265.09	OSEC-7-22-0307	9,636	10,515,950.36	OSEC-7-22-0104	25
151	Region VII - Carcar City				OSEC-7-22-0443	3	85,349.50	OSEC-7-22-0308	303	296,216.27	OSEC-7-22-0105	2
152	Region VII - Cebu	OSEC-7-21-5474	1,733	2,355,882.00	OSEC-7-22-0444	73	3,192,293.03	OSEC-7-22-0309	5,467	4,684,208.66	OSEC-7-22-0106	29
153	Region VII - Cebu City	OSEC-7-21-5475	2,738	2,348,189.00	OSEC-7-22-0445	47	1,193,744.21	OSEC-7-22-0310	1,759	1,635,843.67	OSEC-7-22-0107	5
154	Region VII - City of Naga, Cebu										OSEC-7-22-0108	2
155	Region VII - Danao City							OSEC-7-22-0311	164	132,131.50	OSEC-7-22-0109	3
156	Region VII - Dumaguete City	OSEC-7-21-5476	277	255,871.00	OSEC-7-22-0446	3	85,349.50	OSEC-7-22-0312	240	158,926.37	OSEC-7-22-0110	1
157	Region VII - Guihulngan City							OSEC-7-22-0313	1,743	2,340,366.80	OSEC-7-22-0111	3
158	Region VII - Lapu-Lapu City	OSEC-7-21-5477	868	1,024,520.00				OSEC-7-22-0314	217	106,605.13	OSEC-7-22-0112	
159	Region VII - Mandaue City	OSEC-7-21-5478	279	339,580.00				OSEC-7-22-0315	476	637,697.13	OSEC-7-22-0113	
160	Region VII - Negros Oriental	OSEC-7-21-5479	4,221	5,059,281.00	OSEC-7-22-0447	45	2,115,979.53	OSEC-7-22-0316	5,124	6,009,097.87	OSEC-7-22-0114	3
161	Region VII - Siquijor				OSEC-7-22-0448	1	41,485.38	OSEC-7-22-0317	174	125,941.53	OSEC-7-22-0115	2
162	Region VII - Tagbilaran City				OSEC-7-22-0449	3	85,349.50	OSEC-7-22-0318	186	133,901.17	OSEC-7-22-0116	1
163	Region VII - Talisay City	OSEC-7-21-5480	433	508,604.00				OSEC-7-22-0319	220	96,468.07	OSEC-7-22-0117	1
164	Region VII - Tanjay City										OSEC-7-22-0118	6
165	Region VII - Toledo City	OSEC-7-21-5481	1	4,271.00	OSEC-7-22-0450	3	85,349.50	OSEC-7-22-0320	436	533,082.05	OSEC-7-22-0119	1
166	Region VIII - Baybay City		1	4,271.00				OSEC-8-22-0321	414	531,312.38	OSEC-8-22-0120	4
167	Region VIII - Biliran	OSEC-8-21-5482	1	4,271.00	OSEC-8-22-0451	3	75,522.73	OSEC-8-22-0322	1,302	1,068,315.06	OSEC-8-22-0121	4
168	Region VIII - Borongan City							OSEC-8-22-0323	164	132,131.50	OSEC-8-22-0122	1
169	Region VIII - Calbayog City							OSEC-8-22-0324	117	162,315.10	OSEC-8-22-0123	5
170	Region VIII - Catbalogan City							OSEC-8-22-0325	220	96,468.07	OSEC-8-22-0124	
171	Region VIII - Eastern Samar	OSEC-8-21-5483	1,567	1,600,274.00	OSEC-8-22-0452	10	297,533.88	OSEC-8-22-0326	2,015	1,486,176.46	OSEC-8-22-0125	12
172	Region VIII - Leyte		6,510	5,499,009.00	OSEC-8-22-0453	10	203,737.78	OSEC-8-22-0327	3,053	4,433,664.63	OSEC-8-22-0126	34
173	Region VIII - Maasin City										OSEC-8-22-0127	2
174	Region VIII - Northern Samar		1	4,271.00	OSEC-8-22-0454	17	861,135.41	OSEC-8-22-0328	2,012	2,425,317.96	OSEC-8-22-0128	11
175	Region VIII - Ormoc City							OSEC-8-22-0329	117	162,315.10	OSEC-8-22-0129	2
176	Region VIII - Samar (Western Samar)		2	8,542.00	OSEC-8-22-0455	1	41,485.38	OSEC-8-22-0330	541	687,437.50	OSEC-8-22-0130	21
177	Region VIII - Southern Leyte		3,740	3,652,196.00	OSEC-8-22-0456	3	85,349.50	OSEC-8-22-0331	1,298	1,471,362.36	OSEC-8-22-0131	16
178	Region VIII - Tacloban City				OSEC-8-22-0457	1	41,485.38	OSEC-8-22-0332	436	396,158.45	OSEC-8-22-0132	3
179	Region X - Bukidnon		277	255,871.00				OSEC-10-22-0340	578	663,443.88	OSEC-10-22-0141	13
180	Region X - Cagayan de Oro City		1,667	1,049,699.00				OSEC-10-22-0341	392	748,311.36	OSEC-10-22-0142	4
181	Region X - Camiguin	OSEC-10-21-5487	555	591,180.00	OSEC-10-22-0463	3	85,349.50	OSEC-10-22-0342	186	133,901.17	OSEC-10-22-0143	2
182	Region X - El Salvador										OSEC-10-22-0144	1
183	Region X - Gingoog City										OSEC-10-22-0145	
184	Region X - Iligan City	OSEC-10-21-5488	2	8,542.00				OSEC-10-22-0343	250	399,180.88	OSEC-10-22-0146	3
185	Region X - Lanao del Norte							OSEC-10-22-0344	720	914,589.53	OSEC-10-22-0147	12
186	Region X - Malaybalay City	OSEC-10-21-5489	663	1,617,986.00							OSEC-10-22-0148	3
187	Region X - Misamis Occidental	OSEC-10-21-5490	894	867,194.00				OSEC-10-22-0345	117	162,315.10	OSEC-10-22-0149	15
188	Region X - Misamis Oriental		339	326,225.00	OSEC-10-22-0464	17	878,653.37	OSEC-10-22-0346	1,732	1,327,119.19	OSEC-10-22-0150	11
189	Region X - Oroquieta City										OSEC-10-22-0151	1
190	Region X - Ozamis City										OSEC-10-22-0152	3
191	Region X - Tangub City							OSEC-10-22-0347	117	162,315.10	OSEC-10-22-0153	2
192	Region X - Valencia City							OSEC-10-22-0348	713	940,064.05	OSEC-10-22-0154	2

List of Schools Division Offices Receipt of FY2021 & 2022 Learning Tools and Equipment Downloaded Funds

No.	Region - Division	FY2021			FY2022							
					Technical Vocational Livelihood			Science and Math				
		SARO No. (MOOE)	Target Quantity (in pieces)	SARO Amount	SARO No. (Capital Outlay)	Target Quantity (in pieces)	SARO Amount	SARO No. (MOOE)	Target Quantity (in pieces)	SARO Amount	SARO No. (MOOE)	Quantity
193	Region XI - Davao City	OSEC-11-21-5491	2	8,542.00	OSEC-11-22-0465	12	759,266.52	OSEC-11-22-0350	907	884,041.16	OSEC-11-22-0155	14
194	Region XI - Davao De Oro		951	823,501.00	OSEC-11-22-0466	33	1,271,978.49	OSEC-11-22-0349	1,392	1,380,666.43	OSEC-11-22-0156	17
195	Region XI - Davao del Norte	OSEC-11-21-5492	1,837	1,300,115.00	OSEC-11-22-0467	1	41,485.38	OSEC-11-22-0352	869	951,700.51	OSEC-11-22-0157	10
196	Region XI - Davao del Sur	OSEC-11-21-5493	3	12,813.00				OSEC-11-22-0353	370	320,267.32	OSEC-11-22-0158	6
197	Region XI - Davao Occidental				OSEC-11-22-0468	3	85,349.50	OSEC-11-22-0354	186	133,901.17	OSEC-11-22-0159	10
198	Region XI - Davao Oriental				OSEC-11-22-0469	9	228,703.77	OSEC-11-22-0355	717	671,810.45	OSEC-11-22-0160	10
199	Region XI - Digos City							OSEC-11-22-0356	313	536,470.78	OSEC-11-22-0161	1
200	Region XI - Island Garden City of Samal										OSEC-11-22-0162	1
201	Region XI - Mati City		3	12,813.00				OSEC-11-22-0357	279	237,390.70	OSEC-11-22-0163	1
202	Region XI - Panabo City	OSEC-11-21-5494	552	1,577,307.00				OSEC-11-22-0358	218	157,156.70	OSEC-11-22-0164	1
203	Region XI - Tagum City				OSEC-11-22-0470	5	119,386.85	OSEC-11-22-03	661	522,249.41	OSEC-11-22-0165	1
204	Region XII - General Santos City		1	4,271.00	OSEC-12-22-0471	3	85,349.50	OSEC-12-22-0361	240	158,926.37	OSEC-12-22-0167	1
205	Region XII - Kidapawan City										OSEC-12-22-0168	4
206	Region XII - Koronadal City										OSEC-12-22-0169	
207	Region XII - North Cotabato							OSEC-12-22-0362	609	558,709.61		
208	Region XII - Sarangani				OSEC-12-22-0472	23	546,749.32	OSEC-12-22-0363	1,291	1,259,096.36	OSEC-12-22-0170	18
209	Region XII - South Cotabato		720	745,074.00	OSEC-12-22-0473	3	85,349.50	OSEC-12-22-0364	303	296,216.27	OSEC-12-22-0171	12
210	Region XII - Sultan Kudarat		476	438,684.00	OSEC-12-22-0474	3	85,349.50	OSEC-12-22-0365	1,637	1,865,653.13	OSEC-12-22-0172	7
211	Region XII - Tacurong City										OSEC-12-22-0173	1
TOTAL			155,234	157,752,891.00		2,309	67,521,000.00		195,915	213,928,000.00		1,309