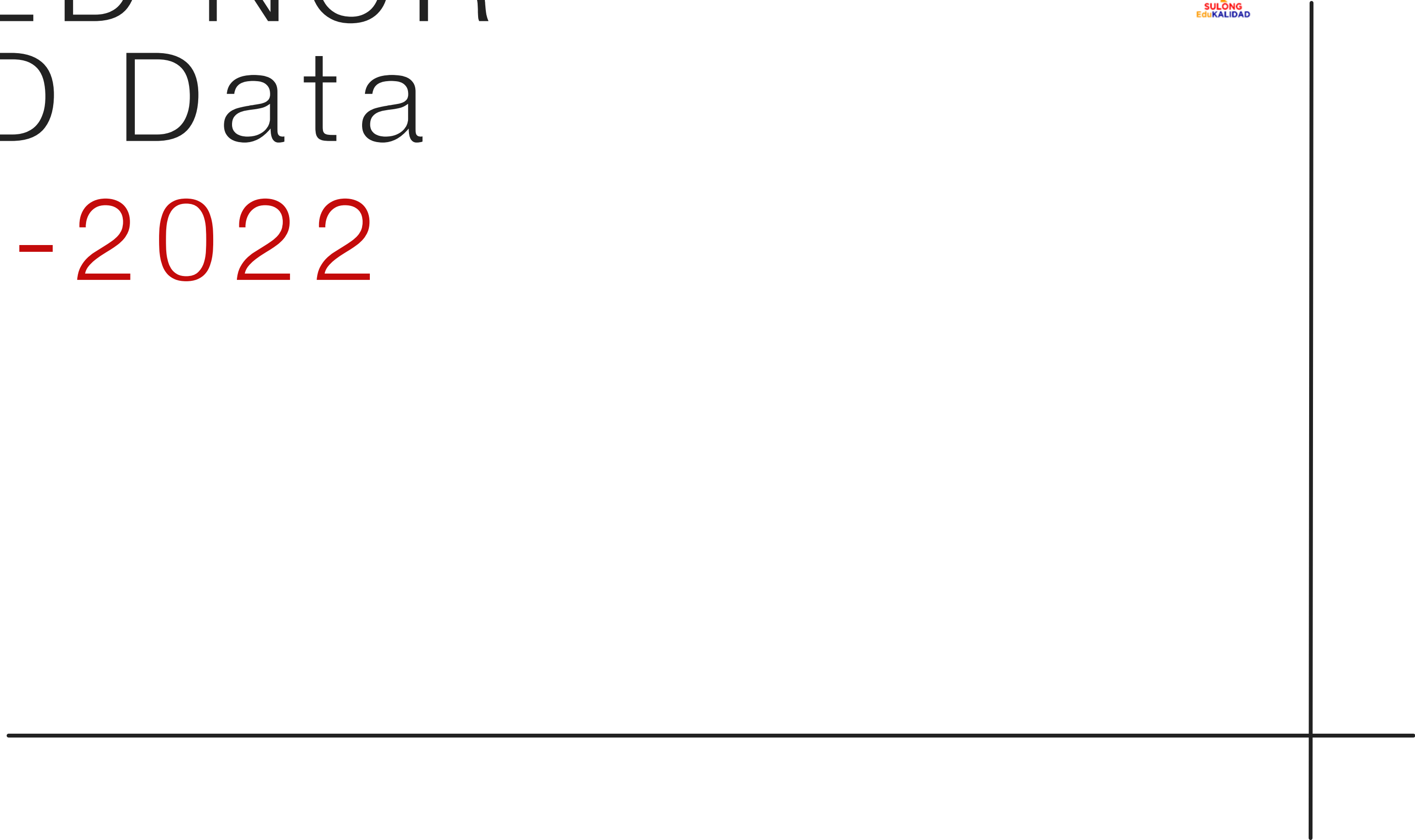


# DepED NCR SPED Data 2021-2022



# 2021-2022

Elementary School K-G6

Junior High School G7-G10

Senior High School G11-G12



# 2021-2022

## Elementary School



- Gifted
  - Mainstreamed
  - Self-Contained
- Mainstreamed
  - With Diagnosis
  - With Manifestations
- Self-Contained
  - With Diagnosis
  - With Manifestations
- Non-Graded
  - With Diagnosis
  - With Manifestations

# 2021-2022

## Junior High School



- Mainstreamed
  - With Diagnosis
  - With Manifestations
- Self-Contained
  - With Diagnosis
  - With Manifestations

# 2021-2022

## Senior High School

- Mainstreamed
  - With Diagnosis
  - With Manifestations



# 2021-2022



ELEMENTARY SCHOOL	JUNIOR HIGH SCHOOL	SENIOR HIGH SCHOOL
GIFTED		
MAINSTREAMED	MAINSTREAMED	MAINSTREAMED
SELF-CONTAINED	SELF-CONTAINED	
NON-GRADED		



# Elementary

# 2021-2022



Mainstreamed

190\*

GIFTED

Self-Contained

281\*



# 2021-2022 Elementary School Mainstreamed with Diagnosis



Exceptionalities	Male	Female	Total
Visual Impairment	30	16	<b>46</b>
Hearing Impairment	52	66	<b>118</b>
Learning Disability	67	31	<b>98</b>
Intellectual Disability	89	47	<b>136</b>
Autism Spectrum Disorder	269	49	<b>316</b>

Based on the Learner Information System as of January 15, 2022

# 2021-2022 Elementary School Mainstreamed with Diagnosis



Exceptionalities	Male	Female	Total
EBD	22	3	<b>25</b>
Orthopedic/Phy Handicap	11	5	<b>16</b>
Speech/Language Disorder	47	19	<b>66</b>
Cerebral Palsy	20	9	<b>28</b>
Sp.Health Prob/Chronic Dis	14	12	<b>26</b>

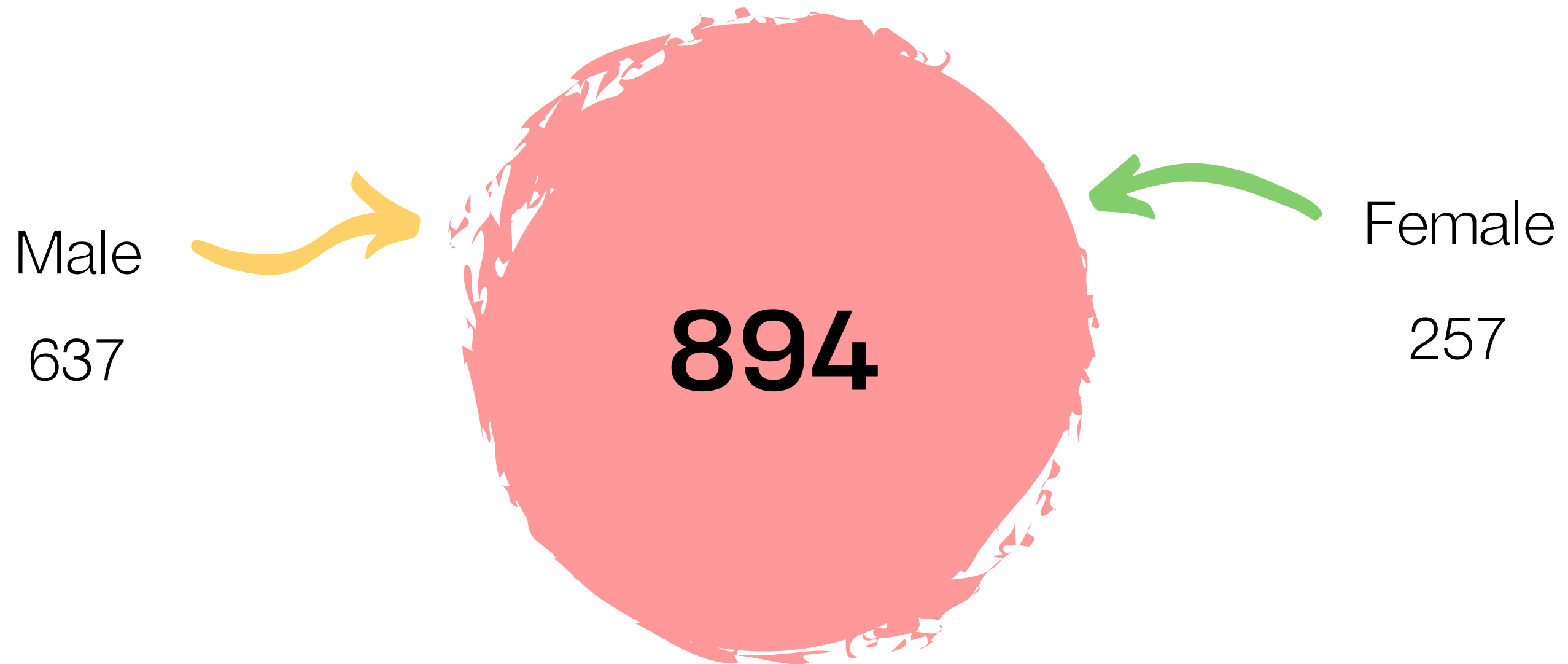
Based on the Learner Information System as of January 15, 2022

# 2021-2022 Elementary School Mainstreamed with Diagnosis



Exceptionalities	Male	Female	Total
Multiple Disabilities	15	3	<b>18</b>
Cancer	2	2	<b>4</b>

# 2021-2022 Elementary School Mainstreamed with Diagnosis



# 2021-2022

## Elementary School Mainstreamed with Manifestations



Exceptionalities	Male	Female	Total
Difficulty in Seeing	9	6	<b>15</b>
Difficulty in Hearing	4	6	<b>10</b>
Diff. in Applying Knowledge	5	2	<b>7</b>
Diff. Remembering, Concentrating, Paying Attention and Understanding	30	9	<b>39</b>

# 2021-2022

## Elementary School Mainstreamed with Manifestations



Exceptionalities	Male	Female	Total
Diff. in Applying Adap. Skills	1	0	<b>1</b>
Diff. in Display. Inter-Per. Beh.	5	2	<b>7</b>
Diff. in Mobility (Walking, Climbing and Grasping)	7	4	<b>11</b>
Difficulty in Communicating	19	5	<b>24</b>

# 2021-2022


## Elementary School Mainstreamed with Manifestations



Exceptionalities	Male	Female	Total
Diff. in Applying Adap. Skills	1	0	<b>1</b>
Diff. in Display. Inter-Per. Beh.	5	2	<b>7</b>
Diff. in Mobility (Walking, Climbing and Grasping)	7	4	<b>11</b>
Difficulty in Communicating	19	5	<b>24</b>

# 2021-2022

## Elementary School Mainstreamed with Manifestations





# 2021-2022 Elementary School Mainstreamed



Elementary School	Male	Female	Total
Mainstreamed with Diagnosis	637	257	<b>894</b>
Mainstreamed with Manifestations	80	34	<b>114</b>
Total	717	291	<b>1008</b>



# Junior High School

# 2021-2022 Junior High School Mainstreamed with Diagnosis



Exceptionalities	Male	Female	Total
Visual Impairment	52	70	<b>122</b>
Hearing Impairment	100	88	<b>188</b>
Learning Disability	41	23	<b>64</b>
Intellectual Disability	34	19	<b>53</b>
Autism Spectrum Disorder	46	8	<b>54</b>

Based on the Learner Information System as of January 15, 2022

# 2021-2022 Junior High School Mainstreamed with Diagnosis




Exceptionalities	Male	Female	Total
EBD	11	6	<b>17</b>
Orthopedic/Phy.Handicap	10	5	<b>15</b>
Speech/Lang. Disorder	9	10	<b>19</b>
Cerebral Palsy	5	5	<b>10</b>
Sp.Health Prob/Chronic D.	16	21	<b>37</b>

# 2021-2022 Junior High School Mainstreamed with Diagnosis



Exceptionalities	Male	Female	Total
Multiple Disability	5	1	<b>6</b>
Cancer	2	0	<b>2</b>

# 2021-2022 Junior High School Mainstreamed with Diagnosis



# 2021-2022 Junior High School Mainstreamed with Manifestations



Exceptionalities	Male	Female	Total
Difficulty in Seeing	25	27	<b>52</b>
Difficulty in Hearing	14	6	<b>20</b>
Difficulty in Applying Knowledge	13	15	<b>28</b>
Difficulty in Remembering, Concentrating, Paying Attention and Understanding	39	22	<b>61</b>

Based on the Learner Information System as of January 15, 2022

# 2021-2022

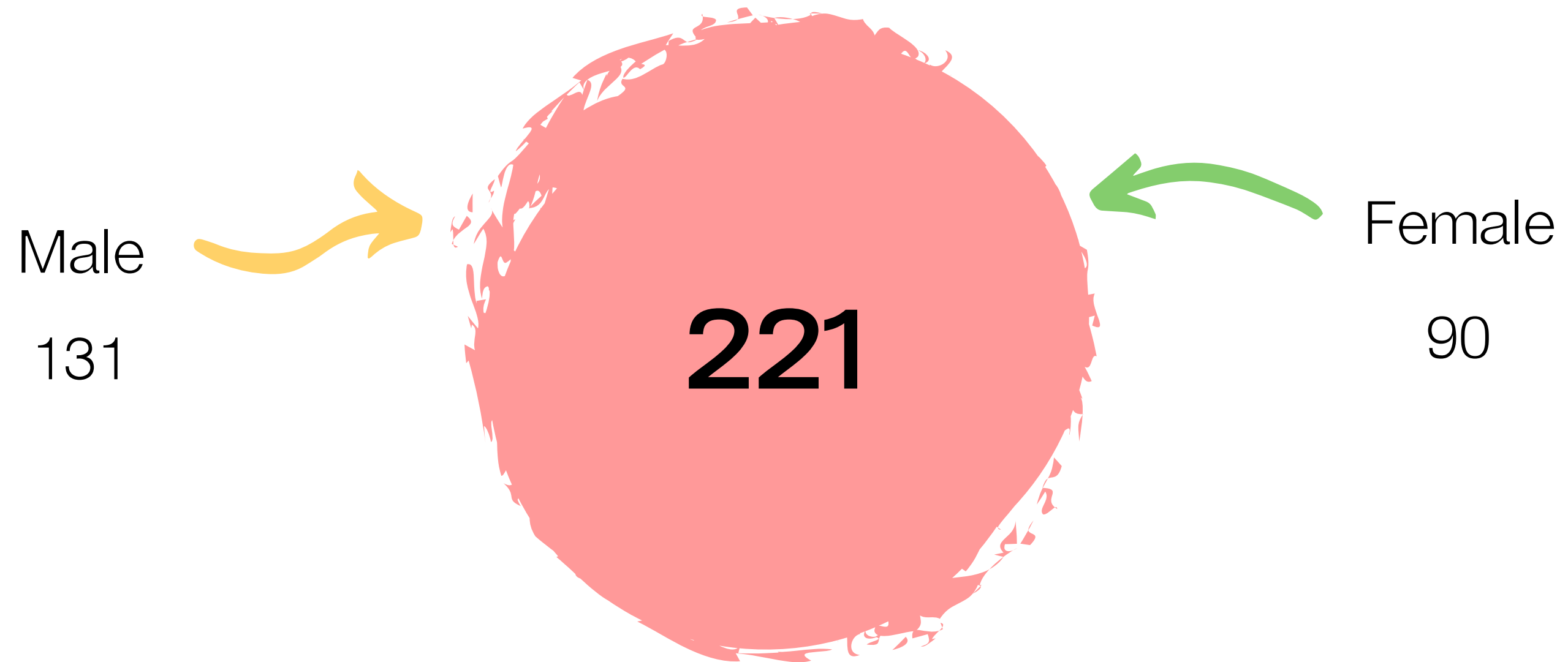
## Junior High School Mainstreamed with Manifestations



Exceptionalities	Male	Female	Total
Difficulty in Applying Adaptive Skills	5	3	<b>9</b>
Difficulty in Displaying Inter-Personal Behavior	10	2	<b>12</b>
Difficulty in Mobility (Walking, Climbing and Grasping)	4	3	<b>7</b>
Difficulty in Communicating	21	11	<b>32</b>



# 2021-2022 Junior High School Mainstreamed with Manifestations



# 2021-2022 Junior High School Mainstreamed



Junior High School	Male	Female	Total
Mainstreamed with Diagnosis	331	255	<b>587</b>
Mainstreamed with Manifestations	131	90	<b>221</b>
Total	463	345	<b>808</b>



# Senior High School

# 2021-2022 Senior High School with Diagnosis



Exceptionalities	Male	Female	Total
Visual Impairment	24	24	<b>48</b>
Hearing Impairment	157	190	<b>347</b>
Learning Disability	13	3	<b>16</b>
Intellectual Disability	15	6	<b>21</b>

# 2021-2022 Senior High School with Diagnosis



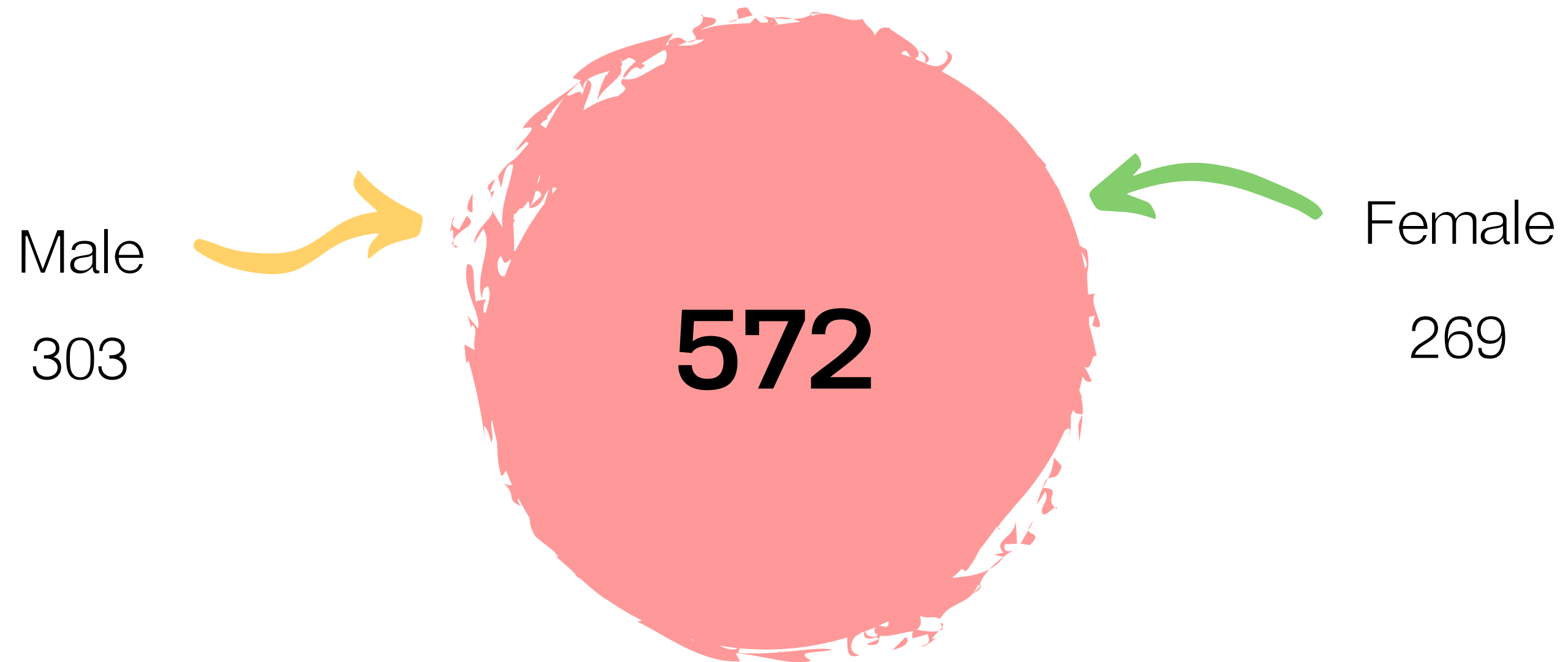
Exceptionalities	Male	Female	Total
Autism Spectrum Disability	42	4	<b>46</b>
Emotional-Behavioral Disorder	38	24	<b>62</b>
Orthopedic / Physical Handicap	4	7	<b>11</b>
Speech / Language Disorder	3	2	<b>5</b>

# 2021-2022 Senior High School with Diagnosis



Exceptionalities	Male	Female	Total
Cerebral Palsy	2	2	<b>4</b>
Special Health Problem / Chronic Disease	2	5	<b>7</b>
Multiple Disabilities	3	1	<b>4</b>
Cancer	0	1	<b>1</b>

# 2021-2022 Senior High School with Diagnosis



# 2021-2022 Senior High School with Manifestation



Exceptionalities	Male	Female	Total
Difficulty in Seeing	13	16	<b>29</b>
Difficulty in Hearing	1	0	<b>1</b>
Difficulty in Applying Knowledge	0	0	<b>0</b>
Difficulty in Remembering, Concentrating, Paying Attention and Understanding	4	7	<b>11</b>




# 2021-2022 Senior High School with Manifestation



Exceptionalities	Male	Female	Total
Difficulty in Adaptive Skills	1	0	<b>1</b>
Dif. in Disp. Inter - Personal Behavior	1	0	<b>1</b>
Difficulty in Mobility	2	1	<b>3</b>
Difficulty in Communicating	0	1	<b>1</b>

# 2021-2022 Senior High School with Manifestation



# 2021-2022 Senior High School



Senior High School	Male	Female	Total
Mainstreamed with Diagnosis	303	269	<b>572</b>
Mainstreamed with Manifestations	22	25	<b>47</b>
Total	325	294	<b>619</b>

# 2021-2022 Mainstreamed Learners



Level	Diagnosed	Manifest.	Total
Elementary School	894	114	<b>1008</b>
Junior High School	587	221	<b>808</b>
Senior High School	572	47	<b>619</b>
Total	2053	382	<b>2435</b>

# 2021-2022 Mainstreamed Learners with Hearing Impairment or Difficulty in Hearing



Level	Diagnosed	Manifest.	Total
Elementary School	118	10	<b>128</b>
Junior High School	188	20	<b>208</b>
Senior High School	347	0	<b>347</b>
Total	653	30	<b>683</b>



# Elementary School Self-Contained

# 2021-2022 Elementary School Self-Contained with Diagnosis



Exceptionalities	Male	Female	Total
Visual Impairment	38	27	<b>65</b>
Hearing Impairment	365	327	<b>692</b>
Learning Disability	11	13	<b>24</b>
Intellectual Disability	218	57	<b>275</b>
Autism Spectrum Disorder	223	44	<b>267</b>

Based on the Learner Information System as of January 15, 2022

# 2021-2022 Elementary School Self-Contained with Diagnosis



Exceptionalities	Male	Female	Total
Emotional-Behavioral Disorder	6	0	<b>6</b>
Orthopedic / Physical Handicap	6	2	<b>8</b>
Speech / Language Disorder	9	4	<b>13</b>
Cerebral Palsy	9	9	<b>18</b>
Special Health Problem / Chronic Disease	6	1	<b>7</b>




# 2021-2022 Elementary School Self-Contained with Diagnosis



Exceptionalities	Male	Female	Total
Multiple Disabilities	11	6	<b>17</b>
Cancer	1	0	<b>1</b>

# 2021-2022 Elementary School Self-Contained with Diagnosis



# 2021-2022

## Elementary School Self-Contained with Manifestation



Exceptionalities	Male	Female	Total
Difficulty in Seeing	0	2	<b>2</b>
Difficulty in Hearing	6	3	<b>9</b>
Difficulty in Applying Knowledge	3	0	<b>3</b>
Difficulty in Remembering, Concentrating, Paying Attention and Understanding	21	4	<b>25</b>


# 2021-2022

## Elementary School Self-Contained with Manifestation



Exceptionalities	Male	Female	Total
Difficulty in Applying Adaptive Skills	5	2	<b>7</b>
Difficulty in Displaying Inter-Personal Behavior	4	0	<b>4</b>
Difficulty in Mobility (Walking, Climbing, Grasping)	0	0	<b>0</b>
Difficulty in Communicating	3	0	<b>3</b>

# 2021-2022 Elementary School Self-Contained with Manifestation



# 2021-2022 Elementary School Self-Contained



Elementary Self-Contained	Male	Female	Total
with Diagnosis	903	490	<b>1393</b>
with Manifestation	42	11	<b>53</b>
Total	945	501	<b>1446</b>

# 2021-2022 Learners with Hearing Impairment or Difficulty in Hearing



Level	Diagnosed	Manifest.	Total
Elementary School (Mains)	118	10	<b>128</b>
Elementary School (SelfCon)	1393	53	<b>1446</b>
Junior High School	188	20	<b>208</b>
Senior High School	347	0	<b>347</b>
Total	2046	83	<b>2129</b>

Based on the Learner Information System as of January 15, 2022



# Elementary School Non-Graded



# 2021-2022

## Elementary School Non-Graded with Diagnosis



Exceptionalities	Male	Female	Total
Visual Impairment	52	49	<b>101</b>
Hearing Impairment	225	194	<b>409</b>
Learning Disability	324	166	<b>490</b>
Intellectual Disability	2410	1753	<b>4163</b>
Autism Spectrum Disorder	2495	597	<b>3092</b>

Based on the Learner Information System as of January 15, 2022

# 2021-2022

## Elementary School Non-Graded with Diagnosis



Exceptionalities	Male	Female	Total
Emotional-Behavioral Disorder	109	22	<b>131</b>
Orthopedic/Physical Handicap	27	15	<b>42</b>
Speech/Language Disorder	90	49	<b>139</b>
Cerebral Palsy	192	126	<b>309</b>
Special health Problem / Chronic Disease	37	19	<b>56</b>

Based on the Learner Information System as of January 15, 2022

# 2021-2022

## Elementary School Non-Graded with Diagnosis



Exceptionalities	Male	Female	Total
Multiple Disabilities	171	110	<b>291</b>
Cancer	0	0	<b>0</b>

# 2021-2022 Elementary School Non-Graded with Diagnosis



# 2021-2022

## Elementary School Non-Graded with Manifestation



Exceptionalities	Male	Female	Total
Difficulty in Seeing	7	4	<b>11</b>
Difficulty in Hearing	10	8	<b>18</b>
Difficulty in Applying Knowledge	68	38	<b>106</b>
Difficulty in Remembering, Concentrating, Paying Attention and Understanding	195	93	<b>269</b>

# 2021-2022 Elementary School Non-Graded with Manifestation



Exceptionalities	Male	Female	Total
Difficulty in Seeing	7	4	<b>11</b>
Difficulty in Hearing	10	8	<b>18</b>
Difficulty in Applying Knowledge	68	38	<b>106</b>
Difficulty in Remembering, Concentrating, Paying Attention and Understanding	195	93	<b>269</b>

# 2021-2022

## Elementary School Non-Graded with Manifestation



Exceptionalities	Male	Female	Total
Difficulty in Applying Adaptive Skills	16	7	<b>23</b>
Difficulty in Displaying Inter-Personal Behavior	20	7	<b>27</b>
Difficulty in Mobility (Walking, Climbing and Grasping)	10	9	<b>19</b>
Difficulty in Communicating	36	19	<b>54</b>

# 2021-2022 Elementary School Non-Graded with Manifestation





# 2021-2022 Elementary School Non-Graded



Elementary Non-Graded	Male	Female	Total
with Diagnosis	6112	3089	<b>9201</b>
with Manifestation	352	174	<b>526</b>
Total	6464	3263	<b>9727</b>

# 2021-2022 Learners with Hearing Impairment or Difficulty in Hearing



Level	Diagnosed	Manifest.	Total
Elementary School (Mains)	118	10	<b>128</b>
Elementary School (SelfCon)	1393	53	<b>1446</b>
Elementary School (NonG)	9201	526	<b>9727</b>
Junior High School	188	20	<b>208</b>
Senior High School	347	0	<b>347</b>
<b>Total</b>	<b>11247</b>	<b>609</b>	<b>11856</b>

Based on the Learner Information System as of January 15, 2022