

Republic of the Philippines  
**Department of Education**  
NATIONAL CAPITAL REGION


CN-2023-9-7-9763

September 7, 2023

**REGIONAL MEMORANDUM**

ORD No. 867, s. 2023

**TO** : Schools Division Superintendents -  
Division Finance Officers  
Division Personnel Officer  
All Others Concerned

**FROM** :   
WILFREDO E. CABRAL, CESO III  
Regional Director

**SUBJECT** : **VALIDATION OF THE REGIONAL ALLOCATION OF THE FY 2024  
SPECIAL HARDSHIP ALLOWANCE**

This refers to the attached **DepEd Order No. 17, s. 2023** and **Joint Memorandum** dated August 30, 2023, relative to the above-captioned subject.

Attention is invited to paragraph 2, on the September 11, 2023, deadline of submission of the validated allocation. This is to ensure inclusion of all eligible teachers due to lowered hardship index, thus expanding the coverage. Failure to respond within the deadline will be interpreted to the regional allocation of **Twelve Million Three Hundred Eighty-Three Pesos Only (Php12,383,000.00)**

The concerned Schools Division Offices shall submit report via e-mail to [usec.financebpm@deped.gov.ph](mailto:usec.financebpm@deped.gov.ph) copy furnish [bhrod.sed@deped.gov.ph](mailto:bhrod.sed@deped.gov.ph) and [epmo@deped.gov.ph](mailto:epmo@deped.gov.ph).

For strict compliance and reference.

Encl.: As stated





Republic of the Philippines  
**Department of Education**  
OFFICE OF THE UNDERSECRETARY FOR FINANCE

---

**JOINT MEMORANDUM**

August 30, 2023

**TO : REGIONAL DIRECTORS  
REGIONAL AND DIVISION FINANCE OFFICERS**

**FROM : MICHAEL WESLEY T. POA**  
Undersecretary and Chief of Staff  
Officer-in-Charge, Office of the Undersecretary for Finance

**GLORIA JUMAMIL-MERCADO**  
Undersecretary for Human Resource and Organizational  
Development

**SUBJECT : VALIDATION OF THE FY 2024 REGIONAL ALLOCATION OF THE  
SPECIAL HARDSHIP ALLOWANCE**

---

This refers to DepEd Order No. 17, s. 2023 entitled "Amendment to DepEd Order No. 39, s. 2021 (Guidelines on the Provision of Special Hardship Allowance for Public School Teachers)" issued on 19 July 2023. The same lowered the Hardship Index to 0.33, and thereby expanding the coverage of hardship post schools (see Revised Annex A of DO 17). Consequently, the number of eligible teachers who may claim the Special Hardship Allowance (SHA) increased.

In view thereof, the Bureau of Human Resource and Organizational Development-School Effectiveness Division prepared the FY 2024 regional allocation of the grant of SHA. In order to ensure inclusion of all eligible teachers, all concerned Finance Officers in the field are enjoined to **validate the regional allocation on or before 11 September 2023.**

Should there be discrepancies between the attached allocation and the actual regional requirement, kindly email an updated report to [usec.financebpm@deped.gov.ph](mailto:usec.financebpm@deped.gov.ph) (copy furnish [bhrod.sed@deped.gov.ph](mailto:bhrod.sed@deped.gov.ph) and [epmo@deped.gov.ph](mailto:epmo@deped.gov.ph)). Otherwise, communicate your confirmation to the same email addresses within the same deadline.

Failure to respond within the deadline will be interpreted as concurrence to the attached regional allocation.

Thank you.



Education Programs  
Management Office  
Scan the QR Code to access  
the EPMO Feedback Form

2/F Rizal Building, DepEd Complex, Meralco Avenue, Pasig City  
Telephone No.: (02) 8637-4211; Email Address: [epmo@deped.gov.ph](mailto:epmo@deped.gov.ph)


Special Hardship Allowance, FY 2024 NEP  
Overall Regional Breakdown

Region	OVERALL ESTIMATED TOTAL		
	OVERALL TOTAL NUMBER OF SCHOOLS	OVERALL TOTAL NUMBER OF ELIGIBLE TEACHERS	TOTAL AMOUNT (in Thousand Pesos)
CAR	393	1,831	137,236
CARAGA	383	2,585	187,676
NCR	-	161	12,383
Region I	100	754	57,063
Region II	189	1,289	97,395
Region III	48	713	55,142
Region IV-A	271	3,079	222,877
Region IV-B	712	6,738	499,622
Region V	665	6,436	467,196
Region VI	262	2,346	168,339
Region VII	612	6,596	484,351
Region VIII	625	3,322	241,130
Region IX	577	5,158	381,653
Region X	511	3,923	285,261
Region XI	295	2,455	174,361
Region XII	458	4,221	301,843
<b>Total</b>	<b>6,101</b>	<b>51,607</b>	<b>3,773,528</b>


## Notes:

1. Data Source: BEIS SY 2019-2020
2. BHRD-SED used average salary of current teacher inventory in the Pure MG schools to compute for the SHA amount per school
3. ALS teachers data: Consolidated data from Bureau of Alternative Education based on the submission from the field as of November 2021
4. SHA Amount computed for ten (10) months

Prepared by:

  
 NOVEROSE B. DADOLE  
 Statistician III, BHRD-SED

Noted by:

  
 DEXTER N. PANTE  
 Chief, BHRD-SED

Approved by:

  
 ATTY. RISTY C. OSIAS  
 Director IV, BHRD

Special Hardship Allowance, FY 2024 NEP  
 a. Hardship Post

Region	HANDSHIP POSTS													Estimated Total number of eligible teachers	Total number of schools	Estimated Total SIA Amount																									
	School Principal IV	School Principal III	School Principal II	School Principal	Head Teacher VI	Head Teacher V	Head Teacher IV	Head Teacher III	Head Teacher II	Head Teacher I	Head Teacher	Guidance Coordinator III	Guidance Coordinator II				Guidance Coordinator I	Guidance Counselor III	Guidance Counselor II	Guidance Counselor I	Master Teacher IV	Master Teacher III	Master Teacher II	Master Teacher I	Teacher III	Teacher II	Teacher I	Special Science Teacher I	SPED Teacher V	SPED Teacher IV	SPED Teacher III	SPED Teacher II	SPED Teacher I								
CARAGA	2	3	1	18	2	-	32	5	48	1	-	-	-	-	-	-	-	7	24	261	128	681	-	-	-	-	-	-	-	-	1	-	-	-	-	1,213	228	90,007,735			
NER	1	3	10	21	-	-	17	12	51	-	-	-	-	-	-	-	-	10	7	235	225	1,632	-	-	-	-	-	-	-	-	-	-	-	-	-	2,280	334	165,366,995			
Region I	-	-	-	-	-	-	-	-	-	-	-	-	-	-	-	-	-	-	-	-	-	-	-	-	-	-	-	-	-	-	-	-	-	-	-	-	-	-			
Region II	-	-	-	-	-	-	-	-	-	-	-	-	-	-	-	-	-	-	-	-	-	-	-	-	-	-	-	-	-	-	-	-	-	-	-	-	-	-	-		
Region III	-	-	-	-	-	-	-	-	-	-	-	-	-	-	-	-	-	-	-	-	-	-	-	-	-	-	-	-	-	-	-	-	-	-	-	-	-	-	-	-	
Region IV-A	-	-	-	-	-	-	-	-	-	-	-	-	-	-	-	-	-	-	-	-	-	-	-	-	-	-	-	-	-	-	-	-	-	-	-	-	-	-	-	-	
Region IV-B	1	20	25	68	-	-	24	17	31	-	-	-	-	-	-	-	-	2	44	289	389	1,205	-	-	-	-	-	-	-	-	-	-	-	-	-	-	-	-	-	-	
Region V	-	-	9	19	-	-	21	12	31	-	-	-	-	-	-	-	-	4	129	652	417	4,516	-	-	-	-	-	-	-	-	-	-	-	-	-	-	-	-	-	-	-
Region VI	-	-	2	5	-	-	12	8	31	-	-	-	-	-	-	-	-	3	31	144	259	1,545	-	-	-	-	-	-	-	-	-	-	-	-	-	-	-	-	-	-	-
Region VII	-	-	1	12	-	-	38	12	69	-	-	-	-	-	-	-	-	1	135	807	1,192	3,212	-	-	-	-	-	-	-	-	-	-	-	-	-	-	-	-	-	-	-
Region VIII	-	-	2	4	-	-	32	14	33	-	-	-	-	-	-	-	-	2	30	311	209	1,529	-	-	-	-	-	-	-	-	-	-	-	-	-	-	-	-	-	-	-
Region IX	2	7	27	69	-	-	39	21	135	-	-	-	-	-	-	-	-	4	179	514	423	3,279	-	-	-	-	-	-	-	-	-	-	-	-	-	-	-	-	-	-	
Region X	-	1	7	27	-	-	39	21	135	-	-	-	-	-	-	-	-	4	179	514	423	3,279	-	-	-	-	-	-	-	-	-	-	-	-	-	-	-	-	-	-	-
Region XI	-	2	8	30	-	-	5	5	34	-	-	-	-	-	-	-	-	7	90	289	228	2,760	-	-	-	-	-	-	-	-	-	-	-	-	-	-	-	-	-	-	
Region XII	-	-	3	45	-	-	20	9	50	-	-	-	-	-	-	-	-	2	23	70	154	1,750	-	-	-	-	-	-	-	-	-	-	-	-	-	-	-	-	-	-	
Total	6	43	126	670	4	1	394	134	770	2	1	12	1	2	21	3	119	775	1,011	4,600	4,637	31,473	19	-	-	-	-	-	-	-	-	-	-	-	-	-	-	-	-	-	-

1. Data Source: 9/25 SY 2019-2020  
 2. SIA Amount computed for ten (10) months

Prepared by:

*[Signature]*  
 ROYBEN B. DAOLIE  
 Hardship III, BRND-510

Noted by:

*[Signature]*  
 DEYTERA PAITE  
 CHIEF, BRND-510

Approved by:

*[Signature]*  
 ATTY. RITA M. GIBAS  
 Director IV, BRND

**Special Hardship Allowance, FY 2024 NEP**  
**b. Pure Multigrade Schools**

Region	PURE MULTIGRADE SCHOOLS		
	Estimated Total number of Pure MG schools	Estimated total number of MG teachers	Estimated Total SHA Amount
CAR	165	433	32,826,733
CARAGA	49	148	10,515,239
NCR	-	-	-
Region I	63	175	13,240,568
Region II	61	149	11,006,553
Region III	5	14	1,031,600
Region IV-A	19	59	4,225,319
Region IV-B	18	50	3,523,985
Region V	21	63	4,608,313
Region VI	58	131	9,249,687
Region VII	14	30	2,221,080
Region VIII	237	639	45,790,858
Region IX	38	103	7,264,144
Region X	56	162	12,190,392
Region XI	32	90	6,354,264
Region XII	7	19	1,301,400
<b>Total</b>	<b>843</b>	<b>2,265</b>	<b>165,350,135</b>

**Notes:**

1. Data Source: BEIS SY 2019-2020
2. BHROD-SED used average salary of current teacher inventory in the Pure MG schools to compute for the SHA amount per school
3. SHA Amount computed for ten (10) months


Prepared by:

  
 \_\_\_\_\_  
 NOVEROSE B. DADOLE  
 Statistician III, BHROD-SED

Noted by:

  
 \_\_\_\_\_  
 DEXTER N. PANTE  
 Chief, BHROD-SED

Approved by:

  
 \_\_\_\_\_  
 ATTY. RESTY C. OSIAS  
 Director IV, BHROD

## Special Hardship Allowance, FY 2024 NEP


## c. Alternative Learning System (ALS) Teachers

Region	ALS TEACHERS									Estimated Total number of ALS teachers	Estimated Total SHA Amount
	Master Teacher III	Master Teacher II	Master Teacher I	Head Teacher III	Head Teacher Teacher II	Head Teacher Teacher I	Teacher III	Teacher II	Teacher I		
CAR	-	1	7	-	-	-	69	14	94	185	13,801,988
CARAGA	-	3	8	-	-	1	35	13	97	157	11,793,600
NCR	-	4	12	-	1	-	33	36	75	161	12,383,423
Region I	-	1	20	-	-	-	151	16	173	361	27,388,495
Region II	-	-	-	-	-	-	207	11	83	301	22,917,423
Region III	-	-	70	1	1	-	145	46	240	503	39,679,443
Region IV-A	-	-	18	-	-	-	187	73	256	534	39,905,173
Region IV-B	-	5	23	-	-	-	59	33	120	240	18,705,863
Region V	-	8	31	-	-	-	110	42	266	457	34,712,715
Region VI	-	4	12	-	-	-	21	3	97	137	10,441,320
Region VII	-	1	6	-	-	-	131	64	193	395	29,242,698
Region VIII	-	3	34	-	-	-	216	63	198	514	39,556,473
Region IX	1	4	11	1	-	2	69	16	175	279	20,780,205
Region X	-	-	4	-	-	-	53	21	156	234	16,909,353
Region XI	-	2	17	-	-	-	34	33	188	274	20,279,235
Region XII	-	-	2	-	-	-	50	24	131	207	14,935,543
<b>Total</b>	<b>1</b>	<b>36</b>	<b>275</b>	<b>2</b>	<b>2</b>	<b>3</b>	<b>1,570</b>	<b>508</b>	<b>2,542</b>	<b>4,939</b>	<b>373,432,945</b>


## Notes:

1. ALS teachers data: Consolidated data from Bureau of Alternative Education based on the submission from the field as of November 2021
2. SHA Amount computed for ten (10) months

Prepared by:

  
**NOVEROSE B. DADOLE**  
 Statistician III, BHROD-SED

Noted by:

  
**DEXTER N. PANTE**  
 Chief, BHROD-SED

Approved by:

  
**ATTY. RESTY C. OSIAS**  
 Director IV, BHROD