

MONTHLY REPORT OF DISBURSEMENTS

For the month of July 2023

Department : Department of Education (DepEd)
 Agency/Entity : Office of the Secretary
 Operating Unit : Regional Office - NCR
 Organization Code (UACS) : 07 001 0300013
 Fund Cluster : 01 - Regular Agency Fund


Particulars	Current Year Budget					Prior Year's Budget										Trust Liabilities				Grand Total					Remarks		
	PS	MOOE	FinEx	CO	TOTAL	Prior Year's Accounts Payable					Current Year's Accounts Payable					SUB-TOTAL	PS	MOOE	CO	TOTAL	PS	MOOE	FinEx	CO		TOTAL	
						7	8	9	10	11=(7+8+9+10)	12	13	14	15	16=(12+13+14+15)												17=(11+16)
CASH DISBURSEMENTS	3,830,164.62	9,978,123.06	0.00	459,371.69	14,267,659.37	0.00	999,949.69	0.00	0.00	999,949.69	0.00	0.00	0.00	0.00	999,949.69	15,267,609.06	0.00	0.00	0.00	0.00	3,830,164.62	10,978,072.75	0.00	459,371.69	15,267,609.06		
Notice of Cash Allocation (NCA)	3,830,164.62	9,978,123.06	0.00	459,371.69	14,267,659.37	0.00	999,949.69	0.00	0.00	999,949.69	0.00	0.00	0.00	0.00	999,949.69	15,267,609.06	0.00	0.00	0.00	0.00	3,830,164.62	10,978,072.75	0.00	459,371.69	15,267,609.06		
MDS Checks Issued	161,793.61	568,652.19	0.00	0.00	730,445.80	0.00	0.00	0.00	0.00	0.00	0.00	0.00	0.00	0.00	0.00	730,445.80	0.00	0.00	0.00	0.00	161,793.61	568,652.19	0.00	0.00	730,445.80		
Advice to Debit Account	3,668,371.01	9,409,470.87	0.00	459,371.69	13,537,213.57	0.00	999,949.69	0.00	0.00	999,949.69	0.00	0.00	0.00	0.00	999,949.69	14,537,163.26	0.00	0.00	0.00	0.00	3,668,371.01	10,409,420.56	0.00	459,371.69	14,537,163.26		
Notice of Transfer Allocations (NTA)	0.00	0.00	0.00	0.00	0.00	0.00	0.00	0.00	0.00	0.00	0.00	0.00	0.00	0.00	0.00	0.00	0.00	0.00	0.00	0.00	0.00	0.00	0.00	0.00	0.00	0.00	
MDS Checks Issued	0.00	0.00	0.00	0.00	0.00	0.00	0.00	0.00	0.00	0.00	0.00	0.00	0.00	0.00	0.00	0.00	0.00	0.00	0.00	0.00	0.00	0.00	0.00	0.00	0.00	0.00	
Advice to Debit Account	0.00	0.00	0.00	0.00	0.00	0.00	0.00	0.00	0.00	0.00	0.00	0.00	0.00	0.00	0.00	0.00	0.00	0.00	0.00	0.00	0.00	0.00	0.00	0.00	0.00	0.00	
Working Fund for FAPs	0.00	0.00	0.00	0.00	0.00	0.00	0.00	0.00	0.00	0.00	0.00	0.00	0.00	0.00	0.00	0.00	0.00	0.00	0.00	0.00	0.00	0.00	0.00	0.00	0.00	0.00	
Cash Disbursement Ceiling (CDC)	0.00	0.00	0.00	0.00	0.00	0.00	0.00	0.00	0.00	0.00	0.00	0.00	0.00	0.00	0.00	0.00	0.00	0.00	0.00	0.00	0.00	0.00	0.00	0.00	0.00	0.00	
TOTAL CASH DISBURSEMENTS	3,830,164.62	9,978,123.06	0.00	459,371.69	14,267,659.37	0.00	999,949.69	0.00	0.00	999,949.69	0.00	0.00	0.00	0.00	999,949.69	15,267,609.06	0.00	0.00	0.00	0.00	3,830,164.62	10,978,072.75	0.00	459,371.69	15,267,609.06		
NON-CASH DISBURSEMENTS	567,865.11	378,470.37	0.00	17,428.31	963,763.79	0.00	59,575.31	0.00	0.00	59,575.31	0.00	0.00	0.00	0.00	59,575.31	1,023,339.10	0.00	0.00	0.00	0.00	567,865.11	438,045.88	0.00	17,428.31	1,023,339.10		
Tax Remittance Advices Issued (TRA)	567,865.11	378,470.37	0.00	17,428.31	963,763.79	0.00	59,575.31	0.00	0.00	59,575.31	0.00	0.00	0.00	0.00	59,575.31	1,023,339.10	0.00	0.00	0.00	0.00	567,865.11	438,045.88	0.00	17,428.31	1,023,339.10		
Non-Cash Availment Authority (NCAA)	0.00	0.00	0.00	0.00	0.00	0.00	0.00	0.00	0.00	0.00	0.00	0.00	0.00	0.00	0.00	0.00	0.00	0.00	0.00	0.00	0.00	0.00	0.00	0.00	0.00	0.00	
Disbursements effected through outright deductions from claims (please specify...)	0.00	0.00	0.00	0.00	0.00	0.00	0.00	0.00	0.00	0.00	0.00	0.00	0.00	0.00	0.00	0.00	0.00	0.00	0.00	0.00	0.00	0.00	0.00	0.00	0.00	0.00	
Overpayment of expenses(e.g. personnel benefits)	0.00	0.00	0.00	0.00	0.00	0.00	0.00	0.00	0.00	0.00	0.00	0.00	0.00	0.00	0.00	0.00	0.00	0.00	0.00	0.00	0.00	0.00	0.00	0.00	0.00	0.00	
Restitution for loss of government property	0.00	0.00	0.00	0.00	0.00	0.00	0.00	0.00	0.00	0.00	0.00	0.00	0.00	0.00	0.00	0.00	0.00	0.00	0.00	0.00	0.00	0.00	0.00	0.00	0.00	0.00	
Liquidated damages and similar claims	0.00	0.00	0.00	0.00	0.00	0.00	0.00	0.00	0.00	0.00	0.00	0.00	0.00	0.00	0.00	0.00	0.00	0.00	0.00	0.00	0.00	0.00	0.00	0.00	0.00	0.00	
Others(TEF, BTR-Documentary Stamp Tax, etc.)	0.00	0.00	0.00	0.00	0.00	0.00	0.00	0.00	0.00	0.00	0.00	0.00	0.00	0.00	0.00	0.00	0.00	0.00	0.00	0.00	0.00	0.00	0.00	0.00	0.00	0.00	
TOTAL NON-CASH DISBURSEMENTS	567,865.11	378,470.37	0.00	17,428.31	963,763.79	0.00	59,575.31	0.00	0.00	59,575.31	0.00	0.00	0.00	0.00	59,575.31	1,023,339.10	0.00	0.00	0.00	0.00	567,865.11	438,045.88	0.00	17,428.31	1,023,339.10		
GRAND TOTAL	4,398,029.73	10,356,593.43	0.00	476,800.00	15,231,423.16	0.00	1,059,525.00	0.00	0.00	1,059,525.00	0.00	0.00	0.00	0.00	1,059,525.00	16,290,948.16	0.00	0.00	0.00	0.00	4,398,029.73	11,416,118.43	0.00	476,800.00	16,290,948.16		

SUMMARY


Particulars	Previous Report	This Month	As at Date
(1)	(2)	(3)	(4)
Total Disbursement Authorities Received	358,473,837.35	404,638,339.10	763,112,176.45
NCA	352,864,905.00	403,615,000.00	756,479,905.00
NTA	0.00	0.00	0.00
Working Fund	0.00	0.00	0.00
TRA	5,608,932.35	1,023,339.10	6,632,271.45
CDC	0.00	0.00	0.00
NCAA	0.00	0.00	0.00
Less: Notice of Transfer of Allocations (NTA)* issued	249,125,900.26	862,900.00	249,988,800.26
Total Disbursement Authorities Available	109,347,937.09	403,775,439.10	513,123,376.19
Less:	0.00	0.00	0.00
Lapsed NCA	1,805,999.36	0.00	1,805,999.36
Disbursements	107,541,937.73	16,290,948.16	123,832,885.89
Less: Other Non-Cash Disbursements	0.00	0.00	0.00
Disbursements effected through outright deductions from claims	0.00	0.00	0.00
Overpayment of expenses(e.g. personnel benefits)	0.00	0.00	0.00
Restitution for loss of government property	0.00	0.00	0.00
Liquidated damages and similar claims	0.00	0.00	0.00
Others (e.g. TEF, BTR, Docs Stamp, etc.)	0.00	0.00	0.00
Add/Less: Adjustments (e.g. cancelled/staled checks)	0.00	0.00	0.00
Balance of Disbursement Authorities as at date	0.00	387,484,490.94	387,484,490.94
Total Disbursements Program	109,347,937.09	403,775,439.10	513,123,376.19
Less: *Actual Disbursements	107,541,937.73	16,290,948.16	123,832,885.89
(Over)/Under spending	1,805,999.36	387,484,490.94	389,290,490.30

Notes: * The use of NTA is discouraged
 Notes: ** Amounts should tally with the grand total disbursement (column 27).


Prepared by:


ROMAR ROANTGENT I. BALANAO
 Accountant II

Certified Correct:


JULIET J. ICAMEN
 Chief Administrative Officer
 Finance Division

Approved by:


WILFREDO E. CABRAL, CESO III
 Regional Director