

MONTHLY REPORT OF DISBURSEMENTS
For the month of September 2023

Department : Department of Education (DepEd)
 Agency/Entity : Office of the Secretary
 Operating Unit : Regional Office - NCR
 Organization Code (UACS) : 07 001 0300013
 Fund Cluster : 01 - Regular Agency Fund


Particulars	Current Year Budget					Prior Year's Budget											Trust Liabilities				Grand Total					Remarks		
	PS	MOOE	FinEx	CO	TOTAL	Prior Year's Accounts Payable					Current Year's Accounts Payable					SUB-TOTAL	PS	MOOE	CO	TOTAL	PS	MOOE	FinEx	CO	TOTAL			
						PS	MOOE	FinEx	CO	Sub-Total	PS	MOOE	FinEx	CO	Sub-Total												TOTAL	
1	2	3	4	5	6=(2+3+4+5)	7	8	9	10	11=(7+8+9+10)	12	13	14	15	16=(12+13+14+15)	17=(11+16)	18=(6+17)	19	20	21	22=(19+20+21)	23	24	25	26	27=(23+24+25+26)	28	
CASH DISBURSEMENTS	9,218,269.60	13,757,680.71	0.00	750,090.06	23,726,040.37	0.00	109,209.50	0.00	0.00	109,209.50	0.00	0.00	0.00	0.00	0.00	109,209.50	23,835,249.87	0.00	0.00	0.00	0.00	9,218,269.60	13,866,890.21	0.00	750,090.06	23,835,249.87		
Notice of Cash Allocation (NCA)	9,218,269.60	13,757,680.71	0.00	750,090.06	23,726,040.37	0.00	109,209.50	0.00	0.00	109,209.50	0.00	0.00	0.00	0.00	0.00	109,209.50	23,835,249.87	0.00	0.00	0.00	0.00	9,218,269.60	13,866,890.21	0.00	750,090.06	23,835,249.87		
MDS Checks Issued	461,371.57	664,895.89	0.00	0.00	1,126,267.46	0.00	0.00	0.00	0.00	0.00	0.00	0.00	0.00	0.00	0.00	0.00	1,126,267.46	0.00	0.00	0.00	0.00	461,371.57	664,895.89	0.00	0.00	1,126,267.46		
Advice to Debit Account	8,756,898.03	13,092,784.82	0.00	750,090.06	22,599,772.91	0.00	109,209.50	0.00	0.00	109,209.50	0.00	0.00	0.00	0.00	0.00	109,209.50	22,708,982.41	0.00	0.00	0.00	0.00	8,756,898.03	13,201,994.32	0.00	750,090.06	22,708,982.41		
Notice of Transfer Allocations (NTA)	0.00	0.00	0.00	0.00	0.00	0.00	0.00	0.00	0.00	0.00	0.00	0.00	0.00	0.00	0.00	0.00	0.00	0.00	0.00	0.00	0.00	0.00	0.00	0.00	0.00	0.00		
MDS Checks Issued	0.00	0.00	0.00	0.00	0.00	0.00	0.00	0.00	0.00	0.00	0.00	0.00	0.00	0.00	0.00	0.00	0.00	0.00	0.00	0.00	0.00	0.00	0.00	0.00	0.00	0.00	0.00	
Advice to Debit Account	0.00	0.00	0.00	0.00	0.00	0.00	0.00	0.00	0.00	0.00	0.00	0.00	0.00	0.00	0.00	0.00	0.00	0.00	0.00	0.00	0.00	0.00	0.00	0.00	0.00	0.00	0.00	
Working Fund for FAPs	0.00	0.00	0.00	0.00	0.00	0.00	0.00	0.00	0.00	0.00	0.00	0.00	0.00	0.00	0.00	0.00	0.00	0.00	0.00	0.00	0.00	0.00	0.00	0.00	0.00	0.00	0.00	
Cash Disbursement Ceiling (CDC)	0.00	0.00	0.00	0.00	0.00	0.00	0.00	0.00	0.00	0.00	0.00	0.00	0.00	0.00	0.00	0.00	0.00	0.00	0.00	0.00	0.00	0.00	0.00	0.00	0.00	0.00	0.00	
TOTAL CASH DISBURSEMENTS	9,218,269.60	13,757,680.71	0.00	750,090.06	23,726,040.37	0.00	109,209.50	0.00	0.00	109,209.50	0.00	0.00	0.00	0.00	0.00	109,209.50	23,835,249.87	0.00	0.00	0.00	0.00	9,218,269.60	13,866,890.21	0.00	750,090.06	23,835,249.87		
NON-CASH DISBURSEMENTS	582,689.21	801,664.48	0.00	21,909.94	1,406,263.63	0.00	5,425.50	0.00	0.00	5,425.50	0.00	0.00	0.00	0.00	5,425.50	1,411,689.13	1,411,689.13	0.00	0.00	0.00	0.00	582,689.21	807,089.98	0.00	21,909.94	1,411,689.13		
Tax Remittance Advices Issued (TRA)	582,689.21	801,664.48	0.00	21,909.94	1,406,263.63	0.00	5,425.50	0.00	0.00	5,425.50	0.00	0.00	0.00	0.00	5,425.50	1,411,689.13	1,411,689.13	0.00	0.00	0.00	0.00	582,689.21	807,089.98	0.00	21,909.94	1,411,689.13		
Non-Cash Availment Authority (NCAA)	0.00	0.00	0.00	0.00	0.00	0.00	0.00	0.00	0.00	0.00	0.00	0.00	0.00	0.00	0.00	0.00	0.00	0.00	0.00	0.00	0.00	0.00	0.00	0.00	0.00	0.00	0.00	
Disbursements effected through outright deductions from claims (please specify...)	0.00	0.00	0.00	0.00	0.00	0.00	0.00	0.00	0.00	0.00	0.00	0.00	0.00	0.00	0.00	0.00	0.00	0.00	0.00	0.00	0.00	0.00	0.00	0.00	0.00	0.00	0.00	
Overpayment of expenses(e.g. personnel benefits)	0.00	0.00	0.00	0.00	0.00	0.00	0.00	0.00	0.00	0.00	0.00	0.00	0.00	0.00	0.00	0.00	0.00	0.00	0.00	0.00	0.00	0.00	0.00	0.00	0.00	0.00	0.00	
Restitution for loss of government property	0.00	0.00	0.00	0.00	0.00	0.00	0.00	0.00	0.00	0.00	0.00	0.00	0.00	0.00	0.00	0.00	0.00	0.00	0.00	0.00	0.00	0.00	0.00	0.00	0.00	0.00	0.00	
Liquidated damages and similar claims	0.00	0.00	0.00	0.00	0.00	0.00	0.00	0.00	0.00	0.00	0.00	0.00	0.00	0.00	0.00	0.00	0.00	0.00	0.00	0.00	0.00	0.00	0.00	0.00	0.00	0.00	0.00	
Others(TEF, BTr-Documentary Stamp Tax, etc.)	0.00	0.00	0.00	0.00	0.00	0.00	0.00	0.00	0.00	0.00	0.00	0.00	0.00	0.00	0.00	0.00	0.00	0.00	0.00	0.00	0.00	0.00	0.00	0.00	0.00	0.00	0.00	
TOTAL NON-CASH DISBURSEMENTS	582,689.21	801,664.48	0.00	21,909.94	1,406,263.63	0.00	5,425.50	0.00	0.00	5,425.50	0.00	0.00	0.00	0.00	5,425.50	1,411,689.13	1,411,689.13	0.00	0.00	0.00	0.00	582,689.21	807,089.98	0.00	21,909.94	1,411,689.13		
GRAND TOTAL	9,800,958.81	14,559,345.19	0.00	772,000.00	25,132,304.00	0.00	114,635.00	0.00	0.00	114,635.00	0.00	0.00	0.00	0.00	114,635.00	25,246,939.00	25,246,939.00	0.00	0.00	0.00	0.00	9,800,958.81	14,673,980.19	0.00	772,000.00	25,246,939.00		

SUMMARY


Particulars (1)	Previous Report (2)	This Month (3)	As at Date (4)
Total Disbursement Authorities Received	803,934,944.89	14,594,889.13	818,529,834.02
NCA	796,523,865.00	13,183,000.00	809,706,865.00
NTA	0.00	0.00	0.00
Working Fund	0.00	0.00	0.00
TRA	7,411,079.89	1,411,689.13	8,822,769.02
CDC	0.00	0.00	0.00
NCAA	0.00	0.00	0.00
Less: Notice of Transfer of Allocations (NTA)* issued	647,270,989.26	7,540,224.71	654,811,213.97
Total Disbursement Authorities Available	156,663,955.63	7,054,464.42	163,718,420.05
Less:	0.00	0.00	0.00
Lapsed NCA	1,805,999.36	165,281.14	1,971,280.50
Disbursements	136,500,200.55	25,246,939.00	161,747,139.55
Less: Other Non-Cash Disbursements	0.00	0.00	0.00
Disbursements effected through outright deductions from claims	0.00	0.00	0.00
Overpayment of expenses(e.g. personnel benefits)	0.00	0.00	0.00
Restitution for loss of government property	0.00	0.00	0.00
Liquidated damages and similar claims	0.00	0.00	0.00
Others (e.g. TEF, BTr, Docs Stamp, etc.)	0.00	0.00	0.00
Add/Less: Adjustments (e.g. cancelled/staled checks)	0.00	0.00	0.00
Balance of Disbursement Authorities as at date	18,357,755.72	(18,357,755.72)	0.00
Total Disbursements Program	156,663,955.63	7,054,464.42	163,718,420.05
Less: *Actual Disbursements	136,500,200.55	25,246,939.00	161,747,139.55
(Over)/Under spending	20,163,755.08	(18,192,474.58)	1,971,280.50

Notes: * The use of NTA is discouraged
 Notes: ** Amounts should tally with the grand total disbursement (column 27).


Prepared by:


ROMAR ROENTGEN L. BALANAO
 Accountant II

Certified Correct:


JULIET J. ICAMEN
 Chief Administrative Officer
 Finance Division

Approved by:


WILFREDO E. CABRAL, CESO III
 Regional Director