

STATEMENT OF APPROVED BUDGET, UTILIZATIONS, DISBURSEMENTS AND BALANCES

(For Off-Budgetary Funds)

As at the Quarter Ending December 31, 2023

Department : Department of Education (DepEd)
 Agency/Entity : Office of the Secretary
 Operating Unit : Regional Office - NCR
 Organization Code (UACS) : 07 001 0300013
 Fund Cluster : 06 - Business Related Funds
 (e.g. UACS Fund Cluster: 05-Internally Generated Funds and 06-Business Related Funds)

Particulars	UACS CODE	Approved Budget			Utilizations					Disbursements					Balances		
		Approved Budgeted Revenue	Adjustments (Reductions, Modifications/ Augmentations)	Adjusted Budgeted Revenue	1st Quarter Ending March 31	2nd Quarter Ending June 30	3rd Quarter Ending September 30	4th Quarter Ending December 31	Total	1st Quarter Ending March 31	2nd Quarter Ending June 30	3rd Quarter Ending September 30	4th Quarter Ending December 31	Total	Unutilized Budget	Unpaid Obligations (10-15)=(17+18)	
																5=[(3+(-4))]	10=(6+7+8+9)
1	2	3	4	5	6	7	8	9	10	11	12	13	14	15	16	17	18
General Administration and Support	1000000000000000	16,700,000.00	0.00	16,700,000.00	5,116,484.71	3,549,508.79	2,784,813.56	6,897,804.68	18,348,611.74	5,116,484.71	3,549,508.79	2,784,813.56	6,897,804.68	18,348,611.74	(1,648,611.74)	0.00	0.00
General Management and Supervision	100000100001000	16,700,000.00	0.00	16,700,000.00	5,116,484.71	3,549,508.79	2,784,813.56	6,897,804.68	18,348,611.74	5,116,484.71	3,549,508.79	2,784,813.56	6,897,804.68	18,348,611.74	(1,648,611.74)	0.00	0.00
PS		0.00	0.00	0.00	0.00	0.00	0.00	0.00	0.00	0.00	0.00	0.00	0.00	0.00	0.00	0.00	0.00
MOOE		11,400,000.00	0.00	11,400,000.00	2,964,999.01	3,459,013.91	2,784,813.56	5,188,804.68	14,397,631.16	2,964,999.01	3,459,013.91	2,784,813.56	5,188,804.68	14,397,631.16	(2,997,631.16)	0.00	0.00
CO		5,300,000.00	0.00	5,300,000.00	2,151,485.70	90,494.88	0.00	1,709,000.00	3,950,980.58	2,151,485.70	90,494.88	0.00	1,709,000.00	3,950,980.58	1,349,019.42	0.00	0.00
Sub-Total, General Administration and Support		16,700,000.00	0.00	16,700,000.00	5,116,484.71	3,549,508.79	2,784,813.56	6,897,804.68	18,348,611.74	5,116,484.71	3,549,508.79	2,784,813.56	6,897,804.68	18,348,611.74	(1,648,611.74)	0.00	0.00
PS		0.00	0.00	0.00	0.00	0.00	0.00	0.00	0.00	0.00	0.00	0.00	0.00	0.00	0.00	0.00	0.00
MOOE		11,400,000.00	0.00	11,400,000.00	2,964,999.01	3,459,013.91	2,784,813.56	5,188,804.68	14,397,631.16	2,964,999.01	3,459,013.91	2,784,813.56	5,188,804.68	14,397,631.16	(2,997,631.16)	0.00	0.00
FinEx (If Applicable)		0.00	0.00	0.00	0.00	0.00	0.00	0.00	0.00	0.00	0.00	0.00	0.00	0.00	0.00	0.00	0.00
CO		5,300,000.00	0.00	5,300,000.00	2,151,485.70	90,494.88	0.00	1,709,000.00	3,950,980.58	2,151,485.70	90,494.88	0.00	1,709,000.00	3,950,980.58	1,349,019.42	0.00	0.00
GRAND TOTAL		16,700,000.00	0.00	16,700,000.00	5,116,484.71	3,549,508.79	2,784,813.56	6,897,804.68	18,348,611.74	5,116,484.71	3,549,508.79	2,784,813.56	6,897,804.68	18,348,611.74	(1,648,611.74)	0.00	0.00
PS		0.00	0.00	0.00	0.00	0.00	0.00	0.00	0.00	0.00	0.00	0.00	0.00	0.00	0.00	0.00	0.00
MOOE		11,400,000.00	0.00	11,400,000.00	2,964,999.01	3,459,013.91	2,784,813.56	5,188,804.68	14,397,631.16	2,964,999.01	3,459,013.91	2,784,813.56	5,188,804.68	14,397,631.16	(2,997,631.16)	0.00	0.00
FinEx (If Applicable)		0.00	0.00	0.00	0.00	0.00	0.00	0.00	0.00	0.00	0.00	0.00	0.00	0.00	0.00	0.00	0.00
CO		5,300,000.00	0.00	5,300,000.00	2,151,485.70	90,494.88	0.00	1,709,000.00	3,950,980.58	2,151,485.70	90,494.88	0.00	1,709,000.00	3,950,980.58	1,349,019.42	0.00	0.00

Certified Correct:
 ROMAR ROENTGENT I. BALANAO
 ACCOUNTANT II - OIC
 Date: 01/20/2024

Certified Correct:
 JOEY B. SAN BUENAVENTURA
 SUPERVISING ADMINISTRATIVE OFFICER
 Date: 01/20/2024

Recommending Approval By:
 JOCELYN DR. ANDAYA
 CHIEF ADMINISTRATIVE OFFICER
 Date: 01/20/2024

Approved By:
 JOCELYN DR. ANDAYA
 DIRECTOR IV
 Date: 01/20/2024

SUMMARY OF APPROVED BUDGET, UTILIZATIONS, DISBURSEMENTS AND BALANCES BY OBJECT OF EXPENDITURES
(For Off-Budgetary Funds)
As at the Quarter Ending December 31, 2023

Department : Department of Education (DepEd)
 Agency/Entity : Office of the Secretary
 Operating Unit : Regional Office - NCR
 Organization Code (UACS) : 07 001 0300013
 Fund Cluster : 06 - Business Related Funds
 (e.g. UACS Fund Cluster: 05-Internally Generated Funds and 06-Business Related Funds)


Particulars	UACS CODE	Approved Budget			Utilizations					Disbursements					Balances		
		Approved Budgeted Revenue	Adjustments (Reductions, Modifications/ Augmentations)	Adjusted Budgeted Revenue	1st Quarter Ending March 31	2nd Quarter Ending June 30	3rd Quarter Ending September 30	4th Quarter Ending December 31	Total	1st Quarter Ending March 31	2nd Quarter Ending June 30	3rd Quarter Ending September 30	4th Quarter Ending December 31	Total	Unutilized Budget	Unpaid Obligations (10-15)=(17+18)	
																Due and Demandable	Not Yet Due and Demandable
1	2	3	4	5=[(3+(-)4)]	6	7	8	9	10=(6+7+8+9)	11	12	13	14	15=(11+12+13+14)	16=(5-10)	17	18
SUMMARY																	
A. AGENCY SPECIFIC BUDGET																	
Maintenance and Other Operating Expenses		11,400,000.00	0.00	11,400,000.00	2,964,999.01	3,459,013.91	2,784,813.56	5,188,804.68	14,397,631.16	2,964,999.01	3,459,013.91	2,784,813.56	5,188,804.68	14,397,631.16	(2,997,631.16)	0.00	0.00
Training and Scholarship Expenses	5020200000	4,500,000.00	0.00	4,500,000.00	1,957,698.00	2,146,600.00	1,495,050.00	2,278,350.00	7,877,698.00	1,957,698.00	2,146,600.00	1,495,050.00	2,278,350.00	7,877,698.00	(3,377,698.00)	0.00	0.00
Training Expenses	5020201000	4,500,000.00	0.00	4,500,000.00	1,957,698.00	2,146,600.00	1,495,050.00	2,278,350.00	7,877,698.00	1,957,698.00	2,146,600.00	1,495,050.00	2,278,350.00	7,877,698.00	(3,377,698.00)	0.00	0.00
Training Expenses	5020201002	4,500,000.00	0.00	4,500,000.00	1,957,698.00	2,146,600.00	1,495,050.00	2,278,350.00	7,877,698.00	1,957,698.00	2,146,600.00	1,495,050.00	2,278,350.00	7,877,698.00	(3,377,698.00)	0.00	0.00
Supplies and Materials Expenses	5020300000	1,300,000.00	0.00	1,300,000.00	67,025.00	244,867.41	138,312.22	725,948.52	1,176,153.15	67,025.00	244,867.41	138,312.22	725,948.52	1,176,153.15	123,846.85	0.00	0.00
Office Supplies Expenses	5020301000	200,000.00	0.00	200,000.00	275.00	151,026.50	55,221.62	43,235.00	249,758.12	275.00	151,026.50	55,221.62	43,235.00	249,758.12	(49,758.12)	0.00	0.00
Office Supplies Expenses	5020301002	200,000.00	0.00	200,000.00	275.00	151,026.50	55,221.62	43,235.00	249,758.12	275.00	151,026.50	55,221.62	43,235.00	249,758.12	(49,758.12)	0.00	0.00
Fuel, Oil and Lubricants Expenses	5020309000	100,000.00	0.00	100,000.00	100.00	100.00	100.00	19,303.47	19,603.47	100.00	100.00	100.00	19,303.47	19,603.47	80,396.53	0.00	0.00
Fuel, Oil and Lubricants Expenses	5020309000	100,000.00	0.00	100,000.00	100.00	100.00	100.00	19,303.47	19,603.47	100.00	100.00	100.00	19,303.47	19,603.47	80,396.53	0.00	0.00
Other Supplies and Materials Expenses	5020399000	1,000,000.00	0.00	1,000,000.00	66,650.00	93,740.91	82,990.60	663,410.05	906,791.56	66,650.00	93,740.91	82,990.60	663,410.05	906,791.56	93,208.44	0.00	0.00
Other Supplies and Materials Expenses	5020399000	1,000,000.00	0.00	1,000,000.00	66,650.00	93,740.91	82,990.60	663,410.05	906,791.56	66,650.00	93,740.91	82,990.60	663,410.05	906,791.56	93,208.44	0.00	0.00
Utility Expenses	5020400000	1,750,000.00	0.00	1,750,000.00	458,066.57	359,853.04	442,075.76	340,336.09	1,600,331.46	458,066.57	359,853.04	442,075.76	340,336.09	1,600,331.46	149,668.54	0.00	0.00
Water Expenses	5020401000	250,000.00	0.00	250,000.00	56,064.69	58,776.77	78,774.20	92,870.89	286,486.55	56,064.69	58,776.77	78,774.20	92,870.89	286,486.55	(36,486.55)	0.00	0.00
Water Expenses	5020401000	250,000.00	0.00	250,000.00	56,064.69	58,776.77	78,774.20	92,870.89	286,486.55	56,064.69	58,776.77	78,774.20	92,870.89	286,486.55	(36,486.55)	0.00	0.00
Electricity Expenses	5020402000	1,500,000.00	0.00	1,500,000.00	402,001.88	301,076.27	363,301.56	247,465.20	1,313,844.91	402,001.88	301,076.27	363,301.56	247,465.20	1,313,844.91	186,155.09	0.00	0.00
Electricity Expenses	5020402000	1,500,000.00	0.00	1,500,000.00	402,001.88	301,076.27	363,301.56	247,465.20	1,313,844.91	402,001.88	301,076.27	363,301.56	247,465.20	1,313,844.91	186,155.09	0.00	0.00
Communication Expenses	5020500000	720,000.00	0.00	720,000.00	162,817.54	121,208.16	109,551.79	160,000.00	553,577.49	162,817.54	121,208.16	109,551.79	160,000.00	553,577.49	166,422.51	0.00	0.00
Telephone Expenses	5020502000	220,000.00	0.00	220,000.00	42,817.54	1,208.16	29,551.79	0.00	73,577.49	42,817.54	1,208.16	29,551.79	0.00	73,577.49	146,422.51	0.00	0.00
Landline	5020502002	220,000.00	0.00	220,000.00	42,817.54	1,208.16	29,551.79	0.00	73,577.49	42,817.54	1,208.16	29,551.79	0.00	73,577.49	146,422.51	0.00	0.00
Internet Subscription Expenses	5020503000	500,000.00	0.00	500,000.00	120,000.00	120,000.00	80,000.00	160,000.00	480,000.00	120,000.00	120,000.00	80,000.00	160,000.00	480,000.00	20,000.00	0.00	0.00
Internet Subscription Expenses	5020503000	500,000.00	0.00	500,000.00	120,000.00	120,000.00	80,000.00	160,000.00	480,000.00	120,000.00	120,000.00	80,000.00	160,000.00	480,000.00	20,000.00	0.00	0.00
General Services	5021200000	1,100,000.00	0.00	1,100,000.00	148,696.40	224,616.60	233,110.20	242,502.69	848,925.89	148,696.40	224,616.60	233,110.20	242,502.69	848,925.89	251,074.11	0.00	0.00
Security Services	5021203000	1,000,000.00	0.00	1,000,000.00	148,696.40	223,716.60	233,110.20	242,502.69	848,025.89	148,696.40	223,716.60	233,110.20	242,502.69	848,025.89	151,974.11	0.00	0.00
Security Services	5021203000	1,000,000.00	0.00	1,000,000.00	148,696.40	223,716.60	233,110.20	242,502.69	848,025.89	148,696.40	223,716.60	233,110.20	242,502.69	848,025.89	151,974.11	0.00	0.00
Other General Services	5021299000	100,000.00	0.00	100,000.00	0.00	900.00	0.00	0.00	900.00	0.00	900.00	0.00	0.00	900.00	99,100.00	0.00	0.00
Other General Services	5021299099	100,000.00	0.00	100,000.00	0.00	900.00	0.00	0.00	900.00	0.00	900.00	0.00	0.00	900.00	99,100.00	0.00	0.00

This report was generated using the Unified Reporting System on 20/01/2024 22:31 ; Status : SUBMITTED

Department : Department of Education (DepEd)
 Agency/Entity : Office of the Secretary
 Operating Unit : Regional Office - NCR
 Organization Code (UACS) : 07 001 0300013
 Fund Cluster : 06 - Business Related Funds
 (e.g. UACS Fund Cluster: 05-Internally Generated Funds and 06-Business Related Funds)


Particulars	UACS CODE	Approved Budget			Utilizations					Disbursements					Balances		
		Approved Budgeted Revenue	Adjustments (Reductions, Modifications/ Augmentations)	Adjusted Budgeted Revenue	1st Quarter Ending March 31	2nd Quarter Ending June 30	3rd Quarter Ending September 30	4th Quarter Ending December 31	Total	1st Quarter Ending March 31	2nd Quarter Ending June 30	3rd Quarter Ending September 30	4th Quarter Ending December 31	Total	Unutilized Budget	Unpaid Obligations (10-15)=(17+18)	
																Due and Demandable	Not Yet Due and Demandable
1	2	3	4	5=[(3+(-)4)]	6	7	8	9	10=(6+7+8+9)	11	12	13	14	15=(11+12+13+14)	16=(5-10)	17	18
SUMMARY																	
A. AGENCY SPECIFIC BUDGET																	
Repairs and Maintenance	5021300000	1,080,000.00	0.00	1,080,000.00	67,650.00	162,875.65	91,899.00	350.00	322,774.65	67,650.00	162,875.65	91,899.00	350.00	322,774.65	757,225.35	0.00	0.00
Repairs and Maintenance - Furniture and Fixtures	5021307000	800,000.00	0.00	800,000.00	0.00	0.00	0.00	0.00	0.00	0.00	0.00	0.00	0.00	0.00	800,000.00	0.00	0.00
Repairs and Maintenance - Furniture and Fixtures	5021307000	800,000.00	0.00	800,000.00	0.00	0.00	0.00	0.00	0.00	0.00	0.00	0.00	0.00	0.00	800,000.00	0.00	0.00
Repairs and Maintenance - Leased Assets	5021308000	105,000.00	0.00	105,000.00	60,000.00	162,875.65	90,999.00	0.00	313,874.65	60,000.00	162,875.65	90,999.00	0.00	313,874.65	(208,874.65)	0.00	0.00


Buildings and Other Structures	5021308001	105,000.00	0.00	105,000.00	60,000.00	162,875.65	90,999.00	0.00	313,874.65	60,000.00	162,875.65	90,999.00	0.00	313,874.65	(208,874.65)	0.00	0.00
Repairs and Maintenance - Semi-Expendable Machinery and Equipment	5021321000	175,000.00	0.00	175,000.00	7,650.00	0.00	900.00	350.00	8,900.00	7,650.00	0.00	900.00	350.00	8,900.00	166,100.00	0.00	0.00
Repairs and Maintenance - Semi-Expendable Machinery and Equipment	5021321000	175,000.00	0.00	175,000.00	7,650.00	0.00	900.00	350.00	8,900.00	7,650.00	0.00	900.00	350.00	8,900.00	166,100.00	0.00	0.00
Labor and Wages	5021600000	450,000.00	0.00	450,000.00	99,780.00	188,101.05	273,711.09	486,084.58	1,047,676.72	99,780.00	188,101.05	273,711.09	486,084.58	1,047,676.72	(597,676.72)	0.00	0.00
Labor and Wages	5021601000	450,000.00	0.00	450,000.00	99,780.00	188,101.05	273,711.09	486,084.58	1,047,676.72	99,780.00	188,101.05	273,711.09	486,084.58	1,047,676.72	(597,676.72)	0.00	0.00
Labor and Wages	5021601000	450,000.00	0.00	450,000.00	99,780.00	188,101.05	273,711.09	486,084.58	1,047,676.72	99,780.00	188,101.05	273,711.09	486,084.58	1,047,676.72	(597,676.72)	0.00	0.00
Other Maintenance and Operating Expenses	5029900000	500,000.00	0.00	500,000.00	3,265.50	10,892.00	1,103.50	955,232.80	970,493.80	3,265.50	10,892.00	1,103.50	955,232.80	970,493.80	(470,493.80)	0.00	0.00
Representation Expenses	5029903000	0.00	0.00	0.00	0.00	0.00	0.00	952,500.00	952,500.00	0.00	0.00	0.00	952,500.00	952,500.00	(952,500.00)	0.00	0.00
Representation Expenses	5029903000	0.00	0.00	0.00	0.00	0.00	0.00	952,500.00	952,500.00	0.00	0.00	0.00	952,500.00	952,500.00	(952,500.00)	0.00	0.00
Transportation and Delivery Expenses	5029904000	220,000.00	0.00	220,000.00	3,265.50	5,537.00	1,103.50	2,732.80	12,638.80	3,265.50	5,537.00	1,103.50	2,732.80	12,638.80	207,361.20	0.00	0.00
Transportation and Delivery Expenses	5029904000	220,000.00	0.00	220,000.00	3,265.50	5,537.00	1,103.50	2,732.80	12,638.80	3,265.50	5,537.00	1,103.50	2,732.80	12,638.80	207,361.20	0.00	0.00
Other Maintenance and Operating Expenses	5029999000	280,000.00	0.00	280,000.00	0.00	5,355.00	0.00	0.00	5,355.00	0.00	5,355.00	0.00	0.00	5,355.00	274,645.00	0.00	0.00
Other Maintenance and Operating Expenses	5029999099	280,000.00	0.00	280,000.00	0.00	5,355.00	0.00	0.00	5,355.00	0.00	5,355.00	0.00	0.00	5,355.00	274,645.00	0.00	0.00
Capital Outlays		5,300,000.00	0.00	5,300,000.00	2,151,485.70	90,494.88	0.00	1,709,000.00	3,950,980.58	2,151,485.70	90,494.88	0.00	1,709,000.00	3,950,980.58	1,349,019.42	0.00	0.00
Property, Plant and Equipment Outlay	5060400000	5,300,000.00	0.00	5,300,000.00	2,151,485.70	90,494.88	0.00	1,709,000.00	3,950,980.58	2,151,485.70	90,494.88	0.00	1,709,000.00	3,950,980.58	1,349,019.42	0.00	0.00
Buildings and Other Structures	5060404000	1,000,000.00	0.00	1,000,000.00	0.00	0.00	0.00	0.00	0.00	0.00	0.00	0.00	0.00	0.00	1,000,000.00	0.00	0.00
Buildings	5060404001	1,000,000.00	0.00	1,000,000.00	0.00	0.00	0.00	0.00	0.00	0.00	0.00	0.00	0.00	0.00	1,000,000.00	0.00	0.00
Machinery and Equipment Outlay	5060405000	3,950,000.00	0.00	3,950,000.00	2,151,485.70	90,494.88	0.00	1,709,000.00	3,950,980.58	2,151,485.70	90,494.88	0.00	1,709,000.00	3,950,980.58	(980.58)	0.00	0.00
Office Equipment	5060405002	250,000.00	0.00	250,000.00	0.00	90,494.88	0.00	0.00	90,494.88	0.00	90,494.88	0.00	0.00	90,494.88	159,505.12	0.00	0.00
Other Machinery and Equipment	5060405099	3,700,000.00	0.00	3,700,000.00	2,151,485.70	0.00	0.00	1,709,000.00	3,860,485.70	2,151,485.70	0.00	0.00	1,709,000.00	3,860,485.70	(160,485.70)	0.00	0.00
Furniture, Fixtures and Books Outlay	5060407000	350,000.00	0.00	350,000.00	0.00	0.00	0.00	0.00	0.00	0.00	0.00	0.00	0.00	0.00	350,000.00	0.00	0.00
Furniture and Fixtures	5060407001	350,000.00	0.00	350,000.00	0.00	0.00	0.00	0.00	0.00	0.00	0.00	0.00	0.00	0.00	350,000.00	0.00	0.00
GRAND TOTAL		16,700,000.00	0.00	16,700,000.00	5,116,484.71	3,549,508.79	2,784,813.56	6,897,804.68	18,348,611.74	5,116,484.71	3,549,508.79	2,784,813.56	6,897,804.68	18,348,611.74	(1,648,611.74)	0.00	0.00

Certified Correct:

 ROMAR JOENTGEN GALANA
 ACCOUNTANT II - OIC
 Date: 01/20/2024

Certified Correct:

 JOEY B. SAN BUENAVENTURA
 SUPERVISING ADMINISTRATIVE OFFICER
 Date: 01/20/2024

Recommending Approval By:

 JULIET M. CAMEN
 CHIEF ADMINISTRATIVE OFFICER
 Date: 01/20/2024

Approved By:

 JOCELYN DR. ANDATA
 DIRECTOR IV
 Date: 01/20/2024