


QUARTERLY REPORT OF REVENUE AND OTHER RECEIPTS
As at the Quarter Ending March 31, 2024

Department : Department of Education (DepEd)
 Agency/Entity : Office of the Secretary
 Operating Unit : Regional Office - NCR
 Organization Code (UACS) : 07 001 0300013
 Fund Cluster : 01 - Regular Agency Fund


| Classification/Sources of Revenue and Other Receipts | UACS CODE | REVENUE TARGET (Annual) per BESF | Actual Revenue and Other Receipts Collections | | | | | Cumulative Remittance/Deposits to Date | | | Variance | | Remarks |
|--|------------|----------------------------------|---|----------------------------|---------------------------------|--------------------------------|-------------------|--|---------------------|-------------------|-------------------|-------------|---------|
| | | | 1st Quarter Ending March 31 | 2nd Quarter Ending June 30 | 3rd Quarter Ending September 30 | 4th Quarter Ending December 31 | Total | Remittance to BTr | Deposited with AGDB | Total | Amount | % | |
| 1 | 2 | 3 | 4 | 5 | 6 | 7 | 8=(4+5+6+7) | 9 | 10 | 11=(9+10) | 12=(8-3) | 13=(12/3) | 14 |
| Regular Agency Fund | | 706,250.00 | 698,731.74 | 0.00 | 0.00 | 0.00 | 698,731.74 | 296,731.74 | 402,000.00 | 698,731.74 | (7,518.26) | -1 % | |
| Revenue Collections | | 706,250.00 | 496,441.79 | 0.00 | 0.00 | 0.00 | 496,441.79 | 94,441.79 | 402,000.00 | 496,441.79 | (209,808.21) | -30 % | |
| Cash Revenue | | 706,250.00 | 496,441.79 | 0.00 | 0.00 | 0.00 | 496,441.79 | 94,441.79 | 402,000.00 | 496,441.79 | (209,808.21) | -30 % | |
| Non-Tax | | 706,250.00 | 496,441.79 | 0.00 | 0.00 | 0.00 | 496,441.79 | 94,441.79 | 402,000.00 | 496,441.79 | (209,808.21) | -30 % | |
| Certification Fees | 4020104002 | 0.00 | 210.00 | 0.00 | 0.00 | 0.00 | 210.00 | 210.00 | 0.00 | 210.00 | 210.00 | 0 % | |
| Legal Fees | 4020109000 | 330,750.00 | 32,763.64 | 0.00 | 0.00 | 0.00 | 32,763.64 | 32,763.64 | 0.00 | 32,763.64 | (297,986.36) | -90 % | |
| Inspection Fees | 4020110000 | 117,600.00 | 2,000.00 | 0.00 | 0.00 | 0.00 | 2,000.00 | 2,000.00 | 0.00 | 2,000.00 | (115,600.00) | -98 % | |
| Seminar/Training Fees | 4020204000 | 0.00 | 402,000.00 | 0.00 | 0.00 | 0.00 | 402,000.00 | 0.00 | 402,000.00 | 402,000.00 | 402,000.00 | 0 % | |
| Interest on NG Deposits | 4020221001 | 198,900.00 | 59,468.15 | 0.00 | 0.00 | 0.00 | 59,468.15 | 59,468.15 | 0.00 | 59,468.15 | (139,431.85) | -70 % | |
| Miscellaneous Income | 4060999000 | 59,000.00 | 0.00 | 0.00 | 0.00 | 0.00 | 0.00 | 0.00 | 0.00 | 0.00 | (59,000.00) | -100 % | |
| Non-Revenue Collections/Other Receipts | | 0.00 | 202,289.95 | 0.00 | 0.00 | 0.00 | 202,289.95 | 202,289.95 | 0.00 | 202,289.95 | 202,289.95 | 0 % | |
| Cash Receipts | | 0.00 | 202,289.95 | 0.00 | 0.00 | 0.00 | 202,289.95 | 202,289.95 | 0.00 | 202,289.95 | 202,289.95 | 0 % | |
| Others | | 0.00 | 202,289.95 | 0.00 | 0.00 | 0.00 | 202,289.95 | 202,289.95 | 0.00 | 202,289.95 | 202,289.95 | 0 % | |
| Advances for Special Disbursing Officer | 1990103000 | 0.00 | 2,239.75 | 0.00 | 0.00 | 0.00 | 2,239.75 | 2,239.75 | 0.00 | 2,239.75 | 2,239.75 | 0 % | |
| Advances to Officers and Employees | 1990104000 | 0.00 | 535.00 | 0.00 | 0.00 | 0.00 | 535.00 | 535.00 | 0.00 | 535.00 | 535.00 | 0 % | |
| Other Payables | 2999999000 | 0.00 | 135,000.00 | 0.00 | 0.00 | 0.00 | 135,000.00 | 135,000.00 | 0.00 | 135,000.00 | 135,000.00 | 0 % | |
| Government Equity | 3010101000 | 0.00 | 64,515.20 | 0.00 | 0.00 | 0.00 | 64,515.20 | 64,515.20 | 0.00 | 64,515.20 | 64,515.20 | 0 % | |
| GRAND TOTAL | | 706,250.00 | 698,731.74 | 0.00 | 0.00 | 0.00 | 698,731.74 | 296,731.74 | 402,000.00 | 698,731.74 | (7,518.26) | -1 % | |

Certified Correct:



ROMAR ROENTGEN I. BALANAO
 OIC - Accountant
 Date: 4/19/2024

This report was generated using the Unified Reporting System on April 19, 2024 8:49 AM; Status : SUBMITTED

Recommending Approval By:


JULIET J. BARMEN
 Chief Administrative Officer
 Date: 4/19/2024

Approved By:


JOCELYN DR. ANDAYA
 Director IV

QUARTERLY REPORT OF REVENUE AND OTHER RECEIPTS
As at the Quarter Ending March 31, 2024

Department : Department of Education (DepEd)
 Agency/Entity : Office of the Secretary
 Operating Unit : Regional Office - NCR
 Organization Code (UACS) : 07 001 0300013
 Fund Cluster : 06 - Business Related Funds

| Classification/Sources of Revenue and Other Receipts | UACS CODE | REVENUE TARGET (Annual) per BESF | Actual Revenue and Other Receipts Collections | | | | Cumulative Remittance/Deposits to Date | | | Variance | | Remarks | |
|---|------------|----------------------------------|---|----------------------------|---------------------------------|--------------------------------|--|-------------------|---------------------|---------------------|------------------------|--------------|----|
| | | | 1st Quarter Ending March 31 | 2nd Quarter Ending June 30 | 3rd Quarter Ending September 30 | 4th Quarter Ending December 31 | Total | Remittance to BTr | Deposited with AGDB | Total | Amount | | % |
| 1 | 2 | 3 | 4 | 5 | 6 | 7 | 8=(4+5+6+7) | 9 | 10 | 11=(9+10) | 12=(8-3) | 13=(12/3) | 14 |
| Business Related Funds | | 21,008,000.00 | 1,061,800.00 | 0.00 | 0.00 | 0.00 | 1,061,800.00 | 0.00 | 1,061,800.00 | 1,061,800.00 | (19,946,200.00) | -95 % | |
| Revenue Collections | | 21,008,000.00 | 1,061,800.00 | 0.00 | 0.00 | 0.00 | 1,061,800.00 | 0.00 | 1,061,800.00 | 1,061,800.00 | (19,946,200.00) | -95 % | |
| Cash Revenue | | 21,008,000.00 | 1,061,800.00 | 0.00 | 0.00 | 0.00 | 1,061,800.00 | 0.00 | 1,061,800.00 | 1,061,800.00 | (19,946,200.00) | -95 % | |
| Non-Tax | | 21,008,000.00 | 1,061,800.00 | 0.00 | 0.00 | 0.00 | 1,061,800.00 | 0.00 | 1,061,800.00 | 1,061,800.00 | (19,946,200.00) | -95 % | |
| Other Service Income | 4020199099 | 3,053,000.00 | 379,300.00 | 0.00 | 0.00 | 0.00 | 379,300.00 | 0.00 | 379,300.00 | 379,300.00 | (2,673,700.00) | -88 % | |
| Rent/Lease Income | 4020205000 | 12,000.00 | 0.00 | 0.00 | 0.00 | 0.00 | 0.00 | 0.00 | 0.00 | 0.00 | (12,000.00) | -100 % | |
| Income from Hostels/Dormitories and other Like facilities | 4020213000 | 17,943,000.00 | 682,500.00 | 0.00 | 0.00 | 0.00 | 682,500.00 | 0.00 | 682,500.00 | 682,500.00 | (17,260,500.00) | -96 % | |
| GRAND TOTAL | | 21,008,000.00 | 1,061,800.00 | 0.00 | 0.00 | 0.00 | 1,061,800.00 | 0.00 | 1,061,800.00 | 1,061,800.00 | (19,946,200.00) | -95 % | |


Certified Correct:


 ROMAR R DENTGENT I. BALANAO
 OIC - Accountant
 Date: 4/19/2024

Recommending Approval By:


 JULIET J. CAMEN
 Chief Administrative Officer
 Date: 4/19/2024

Approved By:


 JOCELYN DR. ANDAYA
 Director IV


This report was generated using the Unified Reporting System on April 19, 2024 8:53 AM; Status : SUBMITTED

QUARTERLY REPORT OF REVENUE AND OTHER RECEIPTS
As at the Quarter Ending March 31, 2024

Department : Department of Education (DepEd)
 Agency/Entity : Office of the Secretary
 Operating Unit : Regional Office - NCR
 Organization Code (UACS) : 07 001 0300013
 Fund Cluster : 07 - Trust Receipts

| Classification/Sources of Revenue and Other Receipts | UACS CODE | REVENUE TARGET (Annual) per BESF | Actual Revenue and Other Receipts Collections | | | | | Cumulative Remittance/Deposits to Date | | | Variance | | Remarks |
|---|-----------|----------------------------------|---|----------------------------|------------------------------|--------------------------------|---------------------|--|---------------------|---------------------|------------------------|--------------|---------|
| | | | 1st Quarter Ending March 31 | 2nd Quarter Ending June 30 | 3rd Quarter Ending September | 4th Quarter Ending December 31 | Total | Remittance to BTr | Deposited with AGDB | Total | Amount | % | |
| 1 | 2 | 3 | 4 | 5 | 6 | 7 | 8=(4+5+6+7) | 9 | 10 | 11=(9+10) | 12=(8-3) | 13=(12/3) | 14 |
| Trust Receipts | | 39,359,000.00 | 9,915,657.91 | 0.00 | 0.00 | 0.00 | 9,915,657.91 | 9,915,657.91 | 0.00 | 9,915,657.91 | (29,443,342.09) | -75 % | |
| Inter-Agency Transferred Funds (IATF) Deposited with the National Treasury | | 38,915,000.00 | 9,802,818.24 | 0.00 | 0.00 | 0.00 | 9,802,818.24 | 9,802,818.24 | 0.00 | 9,802,818.24 | (29,112,181.76) | -75 % | |
| Service fee collections from PLIs | | 38,915,000.00 | 9,802,818.24 | 0.00 | 0.00 | 0.00 | 9,802,818.24 | 9,802,818.24 | 0.00 | 9,802,818.24 | (29,112,181.76) | -75 % | |
| Trust Receipts Deposited with Authorized Government Depository Banks (AGDB) | | 444,000.00 | 112,839.67 | 0.00 | 0.00 | 0.00 | 112,839.67 | 112,839.67 | 0.00 | 112,839.67 | (331,160.33) | -75 % | |
| Interest Income earned from Provident Fund | | 444,000.00 | 112,839.67 | 0.00 | 0.00 | 0.00 | 112,839.67 | 112,839.67 | 0.00 | 112,839.67 | (331,160.33) | -75 % | |
| GRAND TOTAL | | 39,359,000.00 | 9,915,657.91 | 0.00 | 0.00 | 0.00 | 9,915,657.91 | 9,915,657.91 | 0.00 | 9,915,657.91 | (29,443,342.09) | -75 % | |


Certified Correct:


ROMAR R. TIENTGENT I. BALANAO
 OIC - Accountant
 Date: 4/19/2024

Recommending Approval By:


JULIETTE T. ICAMEN
 Chief Administrative Officer
 Date: 4/19/2024

Approved By:


JOCELYN DR. ANDAYA
 Director IV