

QUARTERLY REPORT OF REVENUE AND OTHER RECEIPTS
As at the Quarter Ending December 31, 2024

Department : Department of Education (DepEd)
 Agency/Entity : Office of the Secretary
 Operating Unit : Regional Office - NCR
 Organization Code (UACS) : 07 001 0300013
 Fund Cluster : 01 - Regular Agency Fund


Classification/Sources of Revenue and Other Receipts	UACS CODE	REVENUE TARGET (Annual) per BESF	Actual Revenue and Other Receipts Collections					Cumulative Remittance/Deposits to Date			Variance		Remarks
			1st Quarter Ending March 31	2nd Quarter Ending June 30	3rd Quarter Ending September 30	4th Quarter Ending December 31	Total	Remittance to BTr	Deposited with AGDB	Total	Amount	%	
1	2	3	4	5	6	7	8=(4+5+6+7)	9	10	11=(9+10)	12=(8-3)	13=(12/3)	14
Regular Agency Fund		706,250.00	698,731.74	4,455,097.78	1,045,316.86	3,832,790.55	10,031,936.93	5,939,771.93	4,092,165.00	10,031,936.93	9,325,686.93	1,320 %	
Revenue Collections		706,250.00	496,441.79	3,744,827.60	276,299.97	2,250,163.99	6,767,733.35	2,675,568.35	4,092,165.00	6,767,733.35	6,061,483.35	858 %	
Cash Revenue		706,250.00	496,441.79	3,744,827.60	276,299.97	2,250,163.99	6,767,733.35	2,675,568.35	4,092,165.00	6,767,733.35	6,061,483.35	858 %	
Non-Tax		706,250.00	496,441.79	3,744,827.60	276,299.97	2,250,163.99	6,767,733.35	2,675,568.35	4,092,165.00	6,767,733.35	6,061,483.35	858 %	
Certification Fees	4020104002	0.00	210.00	270.00	90.00	165.00	735.00	735.00	0.00	735.00	735.00	0 %	
Legal Fees	4020109000	330,750.00	32,763.64	0.00	62,500.00	440.00	95,703.64	95,703.64	0.00	95,703.64	(235,046.36)	-71 %	
Inspection Fees	4020110000	117,600.00	2,000.00	0.00	10,000.00	44,000.00	56,000.00	56,000.00	0.00	56,000.00	(61,600.00)	-52 %	
Examination Fees	4020203000	0.00	0.00	807,600.00	0.00	0.00	807,600.00	0.00	807,600.00	807,600.00	807,600.00	0 %	already disbursed
Seminar/Training Fees	4020204000	0.00	402,000.00	2,231,165.00	0.00	651,400.00	3,284,565.00	0.00	3,284,565.00	3,284,565.00	3,284,565.00	0 %	
Interest on NG Deposits	4020221001	198,900.00	59,468.15	52,362.24	47,313.49	64,192.80	223,336.68	223,336.68	0.00	223,336.68	24,436.68	12 %	
Miscellaneous Income	4060999000	59,000.00	0.00	653,430.36	156,396.48	1,489,966.19	2,299,793.03	2,299,793.03	0.00	2,299,793.03	2,240,793.03	3,798 %	liquidated damages deducted from billing
Non-Revenue Collections/Other Receipts		0.00	202,289.95	710,270.18	769,016.89	1,582,626.56	3,264,203.58	3,264,203.58	0.00	3,264,203.58	3,264,203.58	0 %	
Cash Revenue		0.00	202,289.95	710,270.18	769,016.89	1,582,626.56	3,264,203.58	3,264,203.58	0.00	3,264,203.58	3,264,203.58	0 %	
Others		0.00	202,289.95	710,270.18	769,016.89	1,582,626.56	3,264,203.58	3,264,203.58	0.00	3,264,203.58	3,264,203.58	0 %	
Receivables - Disallowances/Charges	1030501000	0.00	0.00	9,100.00	0.00	7,144.47	16,244.47	16,244.47	0.00	16,244.47	16,244.47	0 %	
Advances for Special Disbursing Officer	1990103000	0.00	2,239.75	8,573.00	29,511.97	131,703.44	172,028.16	172,028.16	0.00	172,028.16	172,028.16	0 %	
Advances to Officers and Employees	1990104000	0.00	535.00	0.00	7,004.92	8,501.04	16,040.96	16,040.96	0.00	16,040.96	16,040.96	0 %	
Guaranty/Security Deposits Payable	2040104000	0.00	0.00	54,450.00	482,500.00	322,481.25	859,431.25	859,431.25	0.00	859,431.25	859,431.25	0 %	
Other Payables	2999999000	0.00	135,000.00	610,000.00	250,000.00	1,070,000.00	2,065,000.00	2,065,000.00	0.00	2,065,000.00	2,065,000.00	0 %	
Government Equity	3010101000	0.00	64,515.20	28,147.18	0.00	14,680.00	107,342.38	107,342.38	0.00	107,342.38	107,342.38	0 %	
Basic Salary - Civilian	5010101001	0.00	0.00	0.00	0.00	28,116.36	28,116.36	28,116.36	0.00	28,116.36	28,116.36	0 %	
GRAND TOTAL		706,250.00	698,731.74	4,455,097.78	1,045,316.86	3,832,790.55	10,031,936.93	5,939,771.93	4,092,165.00	10,031,936.93	9,325,686.93	1,320 %	


Certified Correct:

ROMAR ROENTGENT I. BALANA O
 Accountant III

Certified Correct:

JOEY B. SAN BUENAVENTURA
 Supervising Administrative Officer, Finance Division

Recommending Approval By:

JANET J. ICAMEN
 Chief Administrative Officer, Finance Division

Approved By:

JOCELYN DR. ANDAYA
 Regional Director, NCR
 con-current Officer-in-Charge, Office of the
 Assistant Secretary for Operations

QUARTERLY REPORT OF REVENUE AND OTHER RECEIPTS
As at the Quarter Ending December 31, 2024

Department : Department of Education (DepEd)
 Agency/Entity : Office of the Secretary
 Operating Unit : Regional Office - NCR
 Organization Code (UACS) : 07 001 0300013
 Fund Cluster : 06 - Business Related Funds

Classification/Sources of Revenue and Other Receipts	UACS CODE	REVENUE TARGET (Annual) per BESF	Actual Revenue and Other Receipts Collections					Cumulative Remittance/Deposits to Date			Variance		Remarks
			1st Quarter Ending March 31	2nd Quarter Ending June 30	3rd Quarter Ending September 30	4th Quarter Ending December 31	Total	Remittance to BTr	Deposited with AGDB	Total	Amount	%	
			4	5	6	7	8=(4+5+6+7)	9	10	11=(9+10)	12=(8-3)	13=(12/3)	
Business Related Funds		21,154,000.00	1,061,800.00	6,111,600.00	5,514,250.00	7,123,000.00	19,810,650.00	0.00	19,810,650.00	19,810,650.00	(1,343,350.00)	-6%	
Revenue Collections		21,154,000.00	1,061,800.00	6,111,600.00	5,514,250.00	7,123,000.00	19,810,650.00	0.00	19,810,650.00	19,810,650.00	(1,343,350.00)	-6%	
Cash Revenue		21,154,000.00	1,061,800.00	6,111,600.00	5,514,250.00	7,123,000.00	19,810,650.00	0.00	19,810,650.00	19,810,650.00	(1,343,350.00)	-6%	
Non-Tax		21,154,000.00	1,061,800.00	6,111,600.00	5,514,250.00	7,123,000.00	19,810,650.00	0.00	19,810,650.00	19,810,650.00	(1,343,350.00)	-6%	
Other Service Income	4020199099	3,199,000.00	379,300.00	2,840,700.00	3,961,300.00	7,015,600.00	14,196,900.00	0.00	14,196,900.00	14,196,900.00	10,997,900.00	344%	The difference was due to the uncollected Revenue as of 12.31.24
Rent/Lease Income	4020205000	12,000.00	0.00	0.00	0.00	0.00	0.00	0.00	0.00	0.00	(12,000.00)	-100%	
Income from Hostels/Dormitories and other Like facilities	4020213000	17,943,000.00	682,500.00	3,270,900.00	1,552,950.00	107,400.00	5,613,750.00	0.00	5,613,750.00	5,613,750.00	(12,329,250.00)	-69%	
GRAND TOTAL		21,154,000.00	1,061,800.00	6,111,600.00	5,514,250.00	7,123,000.00	19,810,650.00	0.00	19,810,650.00	19,810,650.00	(1,343,350.00)	-6%	

Certified Correct:


ROMAR ROENTGENT I. BALANAO
 Accountant III


Certified Correct:


JOEY B. SAN BUENAVENTURA
 Supervising Administrative Officer, Finance Division

Recommending Approval By:


JULIET J. ICAMEN
 Chief Administrative Officer, Finance Division

Approved By:


JOCELYN DR. ANDAYA
 Regional Director, NCR
 con-current Officer-in-Charge, Office of the
 Assistant Secretary for Operations

QUARTERLY REPORT OF REVENUE AND OTHER RECEIPTS
As at the Quarter Ending December 31, 2024

Department : Department of Education (DepEd)
 Agency/Entity : Office of the Secretary
 Operating Unit : Regional Office - NCR
 Organization Code (UACS) : 07 001 0300013
 Fund Cluster : 07 - Trust Receipts

Classification/Sources of Revenue and Other Receipts	UACS CODE	REVENUE TARGET (Annual) per BESF	Actual Revenue and Other Receipts Collections					Cumulative Remittance/Deposits to Date			Variance		Remarks
			1st Quarter Ending March 31	2nd Quarter Ending June 30	3rd Quarter Ending September 30	4th Quarter Ending December 31	Total	Remittance to BTr	Deposited with AGDB	Total	Amount	%	
1	2	3	4	5	6	7	8=(4+5+6+7)	9	10	11=(9+10)	12=(8-3)	13=(12/3)	14
Trust Receipts		39,359,000.00	9,915,657.91	10,428,686.30	10,952,983.44	11,228,274.38	42,525,602.03	42,093,612.82	431,989.21	42,525,602.03	3,166,602.03		8 %
Inter-Agency Transferred Funds (IATF) Deposited with the National Treasury		38,915,000.00	9,802,818.24	10,288,271.40	10,875,262.96	11,127,260.22	42,093,612.82	42,093,612.82	0.00	42,093,612.82	3,178,612.82		8 %
Service Fee from various PLIs		38,915,000.00	9,802,818.24	10,288,271.40	10,875,262.96	11,127,260.22	42,093,612.82	42,093,612.82	0.00	42,093,612.82	3,178,612.82		8 %
Trust Receipts Deposited with Authorized Government Depository Banks (AGDB)		444,000.00	112,839.67	140,414.90	77,720.48	101,014.16	431,989.21	0.00	431,989.21	431,989.21	(12,010.79)		-3 %
Interest Income earned from Provident Fund		444,000.00	112,839.67	140,414.90	77,720.48	101,014.16	431,989.21	0.00	431,989.21	431,989.21	(12,010.79)		-3 %
GRAND TOTAL		39,359,000.00	9,915,657.91	10,428,686.30	10,952,983.44	11,228,274.38	42,525,602.03	42,093,612.82	431,989.21	42,525,602.03	3,166,602.03		8 %

Certified Correct:

ROMAR ROENTGENT I. BALANAO

Accountant III

Certified Correct:

JOEY E. SAN BUENAVENTURA

Supervising Administrative Officer, Finance Division

Recommending Approval By:

JULIET J. ICAMEN

Chief Administrative Officer, Finance Division

Approved By:

JOCELYN DR. ANDAYA

Regional Director, NCR
con-current Officer-in-Charge, Office of the Assistant Secretary for Operations