


STATEMENT OF APPROPRIATIONS, ALLOTMENTS, OBLIGATIONS, DISBURSEMENTS AND BALANCES (SAAODB) (REVISED)

For the Period: 01-Jan-24 31-Dec-24

Department: 07 - Department of Education
 Agency: 001 - Office of the Secretary
 Operating Unit: Regional Office - NCR
 Division/Bureau/Center: Regional Office
 Region: National Capital Region
 Organizational Code (UACS): 070010300013
 Funding Source Code: 01 101101



FAR No. 1
 By Allotment Class

Regular Appropriations
 Current Appropriations

UACS CODE / PARTICULARS	APPROPRIATIONS			ALLOTMENTS					CURRENT YEAR OBLIGATIONS					
	Authorized Appropriations	Adjustments (Transfer To)/From, Modifications/Augmentations)	Adjusted Appropriations	Allotments Received	Adjustments (Reductions, Modifications/Augmentations)	Transfer To	Transfer From	Adjusted Total Allotments	1st Qtr Ending March 31	2nd Qtr Ending June 30	3rd Qtr Ending September 30	4th Qtr Ending December 31	Total Obligations	
I. CURRENT YEAR BUDGET/APPROPRIATIONS														
1. Agency Specific Budget														
General Administration and Support (GAS)														
100000100001000 General Management and Supervision - Central Office														
	MOOE	0.00	607,600.00	607,600.00	0.00	0.00	0.00	607,600.00	607,600.00	0.00	546,248.39	1,926.00	5,950.00	554,124.39
Total		0.00	607,600.00	607,600.00	0.00	0.00	0.00	607,600.00	607,600.00	0.00	546,248.39	1,926.00	5,950.00	554,124.39
100000100001000 General Management and Supervision - Regional Office Proper														
	PS	41,032,000.00	102,204,964.65	143,236,964.65	41,032,000.00	102,204,964.65	0.00	0.00	143,236,964.65	18,247,966.08	19,426,955.97	0.00	8,383,304.10	46,058,226.15
	MOOE	48,495,000.00	0.00	48,495,000.00	48,495,000.00	0.00	0.00	0.00	48,495,000.00	16,000,181.13	9,360,579.15	8,330,143.22	9,467,921.49	43,158,824.99
Total		89,527,000.00	102,204,964.65	191,731,964.65	89,527,000.00	102,204,964.65	0.00	0.00	191,731,964.65	34,248,147.21	28,787,535.12	8,330,143.22	17,851,225.59	89,217,051.14
100000100002000 Administration of Personnel Benefits														
	PS	124,304,000.00	-53,587,874.97	70,716,125.03	124,304,000.00	0.00	53,587,874.97	0.00	70,716,125.03	0.00	906,942.65	0.00	0.00	906,942.65
Total		124,304,000.00	-53,587,874.97	70,716,125.03	124,304,000.00	0.00	53,587,874.97	0.00	70,716,125.03	0.00	906,942.65	0.00	0.00	906,942.65
Support to Operations (STO)														
200000100001000 Physical Fitness and School Sports														
	MOOE	0.00	19,952,707.25	19,952,707.25	0.00	0.00	0.00	19,952,707.25	19,952,707.25	0.00	5,206,861.51	10,573,706.15	281,283.33	16,061,850.99
Total		0.00	19,952,707.25	19,952,707.25	0.00	0.00	0.00	19,952,707.25	19,952,707.25	0.00	5,206,861.51	10,573,706.15	281,283.33	16,061,850.99
200000100004000 Planning and Management Information Systems														
	PS	4,733,000.00	0.00	4,733,000.00	4,733,000.00	0.00	0.00	0.00	4,733,000.00	0.00	1,787,959.41	0.00	2,695,040.59	4,483,000.00
Total		4,733,000.00	0.00	4,733,000.00	4,733,000.00	0.00	0.00	0.00	4,733,000.00	0.00	1,787,959.41	0.00	2,695,040.59	4,483,000.00
200000100005000 Education Information and Communication Services														
	MOOE	0.00	484,750.00	484,750.00	0.00	0.00	0.00	484,750.00	484,750.00	0.00	0.00	18,200.00	411,290.00	429,490.00
Total		0.00	484,750.00	484,750.00	0.00	0.00	0.00	484,750.00	484,750.00	0.00	0.00	18,200.00	411,290.00	429,490.00
200000100006000 Learner Support Programs														
	PS	44,238,000.00	-37,413,611.65	6,824,388.35	44,238,000.00	-5,000,000.00	32,413,611.65	0.00	6,824,388.35	61,999.46	473,144.87	72,288.79	2,274,821.33	2,882,254.45
	MOOE	0.00	9,256,131.11	9,256,131.11	0.00	0.00	16,783,648.89	26,039,780.00	9,256,131.11	0.00	309,760.00	2,304,016.00	933,035.00	3,546,811.00
		0.00	0.00	0.00	0.00	0.00	0.00	0.00	0.00	0.00	0.00	0.00	0.00	0.00
Total		44,238,000.00	-28,157,480.54	16,080,519.46	44,238,000.00	-5,000,000.00	49,197,260.54	26,039,780.00	16,080,519.46	61,999.46	782,904.87	2,376,304.79	3,207,856.33	6,429,065.45

STATEMENT OF APPROPRIATIONS, ALLOTMENTS, OBLIGATIONS, DISBURSEMENTS AND BALANCES (SAAODB)

FAR No. 1

For the Period: 01-Jan-24 to 31-Dec-24

By Allotment Class

Department: 07 - Department of Education
 Agency: 001 - Office of the Secretary
 Operating Unit: Regional Office - NCR
 Division/Bureau/Center: Regional Office
 Region: National Capital Region
 Organizational Code (UACS): 070010300013
 Funding Source Code: 01 101101

Regular Appropriations
 Current Appropriations

UACS CODE / PARTICULARS	CURRENT YEAR DISBURSEMENTS					BALANCES		UNPAID OBLIGATIONS	
	1st Qtr Ending March 31	2nd Qtr Ending June 30	3rd Qtr Ending September 30	4th Qtr Ending December 31	Total Disbursements	Unreleased Appropriations	Unobligated Allotment	Due and Demandable	Not Yet Due and Demandable
I. CURRENT YEAR BUDGET/APPROPRIATIONS									
1. Agency Specific Budget									
General Administration and Support (GAS)									
100000100001000 General Management and Supervision - Central Office									
MOOE	0.00	31,248.39	516,926.00	5,950.00	554,124.39	0.00	53,475.61	0.00	0.00
Total	0.00	31,248.39	516,926.00	5,950.00	554,124.39	0.00	53,475.61	0.00	0.00
100000100001000 General Management and Supervision - Regional Office Proper									
PS	17,980,931.19	19,518,685.08	15,996.86	8,383,304.10	45,898,917.23	0.00	97,178,738.50	159,308.92	0.00
MOOE	5,231,969.87	11,732,331.08	12,052,123.14	8,447,810.84	37,464,234.93	0.00	5,336,175.01	5,647,433.71	47,156.35
Total	23,212,901.06	31,251,016.16	12,068,120.00	16,831,114.94	83,363,152.16	0.00	102,514,913.51	5,806,742.63	47,156.35
100000100002000 Administration of Personnel Benefits									
PS	0.00	906,942.65	0.00	0.00	906,942.65	0.00	69,809,182.38	0.00	0.00
Total	0.00	906,942.65	0.00	0.00	906,942.65	0.00	69,809,182.38	0.00	0.00
Support to Operations (STO)									
200000100001000 Physical Fitness and School Sports									
MOOE	0.00	1,134,536.01	12,640,310.20	1,749,814.65	15,524,660.86	0.00	3,890,856.26	537,190.13	0.00
Total	0.00	1,134,536.01	12,640,310.20	1,749,814.65	15,524,660.86	0.00	3,890,856.26	537,190.13	0.00
200000100004000 Planning and Management Information Systems									
PS	0.00	1,767,959.41	0.00	2,695,040.59	4,463,000.00	0.00	250,000.00	20,000.00	0.00
Total	0.00	1,767,959.41	0.00	2,695,040.59	4,463,000.00	0.00	250,000.00	20,000.00	0.00
200000100005000 Education Information and Communication Services									
MOOE	0.00	0.00	17,600.00	43,390.00	60,990.00	0.00	55,260.00	368,500.00	0.00
Total	0.00	0.00	17,600.00	43,390.00	60,990.00	0.00	55,260.00	368,500.00	0.00
200000100006000 Learner Support Programs									
PS	40,081.98	491,062.35	72,288.79	2,242,959.27	2,846,392.39	0.00	3,942,133.90	35,862.06	0.00
MOOE	0.00	1,798.00	1,008,186.00	1,676,867.00	2,686,851.00	0.00	5,709,320.11	859,960.00	0.00
Total	0.00	0.00	0.00	0.00	0.00	0.00	0.00	0.00	0.00
Total	40,081.98	492,860.35	1,080,474.79	3,919,826.27	5,533,243.39	0.00	9,651,454.01	895,822.06	0.00

STATEMENT OF APPROPRIATIONS, ALLOTMENTS, OBLIGATIONS, DISBURSEMENTS AND BALANCES (SAAODB)

FAR No. 1
By Allotment Class

For the Period: 01-Jan-24 31-Dec-24

Department: 07 - Department of Education
 Agency: 001 - Office of the Secretary
 Operating Unit: Regional Office - NCR
 Division/Bureau/Center: Regional Office
 Region: National Capital Region
 Organizational Code (UACS): 070010300013
 Funding Source Code: 01 101101

Regular Appropriations
Current Appropriations

UACS CODE / PARTICULARS	APPROPRIATIONS			ALLOTMENTS					CURRENT YEAR OBLIGATIONS				
	Authorized Appropriations	Adjustments (Transfer To)/From, Modifications/Augmentations)	Adjusted Appropriations	Allotments Received	Adjustments (Reductions, Modifications/Augmentations)	Transfer To	Transfer From	Adjusted Total Allotments	1st Qtr Ending March 31	2nd Qtr Ending June 30	3rd Qtr Ending September 30	4th Qtr Ending December 31	Total Obligations
200000100007000 Building Partnerships and Linkages Program													
MOOE	0.00	5,528,555.00	5,528,555.00	0.00	3,240,000.00	3,521,445.00	5,810,000.00	5,528,555.00	0.00	0.00	539,344.00	3,202,505.24	3,741,849.24
Total	0.00	5,528,555.00	5,528,555.00	0.00	3,240,000.00	3,521,445.00	5,810,000.00	5,528,555.00	0.00	0.00	539,344.00	3,202,505.24	3,741,849.24
200000100009000 Child Protection Program													
MOOE	0.00	1,127,950.20	1,127,950.20	0.00	0.00	1,422,936.80	2,550,887.00	1,127,950.20	0.00	37,437.04	581,628.00	208,730.54	817,795.58
Total	0.00	1,127,950.20	1,127,950.20	0.00	0.00	1,422,936.80	2,550,887.00	1,127,950.20	0.00	37,437.04	581,628.00	208,730.54	817,795.58
200000100011000 Organizational and Professional Development for Non-Teaching Personnel													
PS	9,050,000.00	0.00	9,050,000.00	9,050,000.00	0.00	0.00	0.00	9,050,000.00	0.00	669,000.00	0.00	7,844,106.27	8,513,106.27
MOOE	0.00	190,580.00	190,580.00	0.00	0.00	4,093,420.00	4,284,000.00	190,580.00	0.00	0.00	0.00	0.00	0.00
Total	9,050,000.00	190,580.00	9,240,580.00	9,050,000.00	0.00	4,093,420.00	4,284,000.00	9,240,580.00	0.00	669,000.00	0.00	7,844,106.27	8,513,106.27
200000100010000 Disaster Preparedness and Response Program													
MOOE	0.00	2,348,000.00	2,348,000.00	0.00	20,875,000.00	18,527,000.00	0.00	2,348,000.00	0.00	0.00	141,260.00	813,463.36	954,723.36
Total	0.00	2,348,000.00	2,348,000.00	0.00	20,875,000.00	18,527,000.00	0.00	2,348,000.00	0.00	0.00	141,260.00	813,463.36	954,723.36
Operations													
EDUCATION POLICY DEVELOPMENT PROGRAM													
310100100003000 Basic Education Curriculum													
MOOE	0.00	292,496,540.00	292,496,540.00	0.00	0.00	57,457,402.40	349,953,942.40	292,496,540.00	0.00	0.00	104,132,183.70	1,405,303.69	105,537,487.39
Total	0.00	292,496,540.00	292,496,540.00	0.00	0.00	57,457,402.40	349,953,942.40	292,496,540.00	0.00	0.00	104,132,183.70	1,405,303.69	105,537,487.39
310100100002000 Policy and Research Program													
MOOE	0.00	1,000,000.00	1,000,000.00	0.00	1,000,000.00	0.00	0.00	1,000,000.00	0.00	0.00	746,500.00	188,870.00	935,370.00
Total	0.00	1,000,000.00	1,000,000.00	0.00	1,000,000.00	0.00	0.00	1,000,000.00	0.00	0.00	746,500.00	188,870.00	935,370.00
310100100006000 National Literacy Policies and Programs													
MOOE	0.00	150,000.00	150,000.00	0.00	0.00	0.00	150,000.00	150,000.00	0.00	0.00	0.00	114,537.00	114,537.00
Total	0.00	150,000.00	150,000.00	0.00	0.00	0.00	150,000.00	150,000.00	0.00	0.00	0.00	114,537.00	114,537.00
310100100004000 Curricular Programs, Learning Management Models, Standards and Strategy Development													
PS	30,678,000.00	0.00	30,678,000.00	30,678,000.00	0.00	0.00	0.00	30,678,000.00	0.00	1,997,940.26	18,406,831.70	10,022,803.26	30,427,575.22
Total	30,678,000.00	0.00	30,678,000.00	30,678,000.00	0.00	0.00	0.00	30,678,000.00	0.00	1,997,940.26	18,406,831.70	10,022,803.26	30,427,575.22
310100100007000 Early Language Literacy and Numeracy													
MOOE	0.00	3,665,031.43	3,665,031.43	0.00	3,232,000.00	0.00	433,031.43	3,665,031.43	0.00	0.00	0.00	3,503,798.45	3,503,798.45
Total	0.00	3,665,031.43	3,665,031.43	0.00	3,232,000.00	0.00	433,031.43	3,665,031.43	0.00	0.00	0.00	3,503,798.45	3,503,798.45

STATEMENT OF APPROPRIATIONS, ALLOTMENTS, OBLIGATIONS, DISBURSEMENTS AND BALANCES (SAAODB)

FAR No. 1

For the Period: 01-Jan-24 31-Dec-24

By Allotment Class

Department: 07 - Department of Education
 Agency: 001 - Office of the Secretary
 Operating Unit: Regional Office - NCR
 Division/Bureau/Center: Regional Office
 Region: National Capital Region
 Organizational Code (UACS): 070010300013
 Funding Source Code: 01 101101

Regular Appropriations
 Current Appropriations

UACS CODE / PARTICULARS	CURRENT YEAR DISBURSEMENTS					BALANCES		UNPAID OBLIGATIONS	
	1st Qtr Ending March 31	2nd Qtr Ending June 30	3rd Qtr Ending September 30	4th Qtr Ending December 31	Total Disbursements	Unreleased Appropriations	Unobligated Allotment	Due and Demandable	Not Yet Due and Demandable
200000100007000 Building Partnerships and Linkages Program									
MOOE	0.00	0.00	500,000.00	2,929,149.24	3,429,149.24	0.00	1,786,705.76	312,700.00	0.00
Total	0.00	0.00	500,000.00	2,929,149.24	3,429,149.24	0.00	1,786,705.76	312,700.00	0.00
200000100009000 Child Protection Program									
MOOE	0.00	37,437.04	377,167.09	188,631.45	603,235.58	0.00	300,154.62	224,560.00	0.00
Total	0.00	37,437.04	377,167.09	188,631.45	603,235.58	0.00	300,154.62	224,560.00	0.00
200000100011000 Organizational and Professional Development for Non-Teaching Personnel									
PS	0.00	669,000.00	0.00	7,806,143.81	8,475,143.81	0.00	536,893.73	37,962.46	0.00
MOOE	0.00	0.00	0.00	0.00	0.00	0.00	190,580.00	0.00	0.00
Total	0.00	669,000.00	0.00	7,806,143.81	8,475,143.81	0.00	727,473.73	37,962.46	0.00
200000100010000 Disaster Preparedness and Response Program									
MOOE	0.00	0.00	31,007.05	221,489.19	252,496.24	0.00	1,393,276.64	702,227.12	0.00
Total	0.00	0.00	31,007.05	221,489.19	252,496.24	0.00	1,393,276.64	702,227.12	0.00
Operations									
EDUCATION POLICY DEVELOPMENT PROGRAM									
310100100003000 Basic Education Curriculum									
MOOE	0.00	0.00	4,297,250.00	8,489,507.40	12,786,757.40	0.00	186,959,052.61	92,750,729.99	0.00
Total	0.00	0.00	4,297,250.00	8,489,507.40	12,786,757.40	0.00	186,959,052.61	92,750,729.99	0.00
310100100002000 Policy and Research Program									
MOOE	0.00	0.00	535,221.40	188,870.00	724,091.40	0.00	64,630.00	211,278.60	0.00
Total	0.00	0.00	535,221.40	188,870.00	724,091.40	0.00	64,630.00	211,278.60	0.00
310100100006000 National Literacy Policies and Programs									
MOOE	0.00	0.00	0.00	114,537.00	114,537.00	0.00	35,463.00	0.00	0.00
Total	0.00	0.00	0.00	114,537.00	114,537.00	0.00	35,463.00	0.00	0.00
310100100004000 Curricular Programs, Learning Management Models, Standards and Strategy Development									
PS	0.00	1,951,372.04	18,381,362.55	10,058,405.46	30,391,140.05	0.00	250,424.78	36,435.17	0.00
Total	0.00	1,951,372.04	18,381,362.55	10,058,405.46	30,391,140.05	0.00	250,424.78	36,435.17	0.00
310100100007000 Early Language Literacy and Numeracy									
MOOE	0.00	0.00	0.00	25,000.00	25,000.00	0.00	161,232.98	3,478,798.45	0.00
Total	0.00	0.00	0.00	25,000.00	25,000.00	0.00	161,232.98	3,478,798.45	0.00

STATEMENT OF APPROPRIATIONS, ALLOTMENTS, OBLIGATIONS, DISBURSEMENTS AND BALANCES (SAAODB)

FAR No. 1

For the Period: 01-Jan-24 - 31-Dec-24

By Allotment Class

Department: 07 - Department of Education
 Agency: 001 - Office of the Secretary
 Operating Unit: Regional Office - NCR
 Division/Bureau/Center: Regional Office
 Region: National Capital Region
 Organizational Code (UACS): 070010300013
 Funding Source Code: 01 101101

Regular Appropriations
 Current Appropriations

UACS CODE / PARTICULARS	APPROPRIATIONS			ALLOTMENTS					CURRENT YEAR OBLIGATIONS				
	Authorized Appropriations	Adjustments (Transfer To)/From, Modifications/ Augmentations)	Adjusted Appropriations	Allotments Received	Adjustments (Reductions, Modifications/ Augmentations)	Transfer To	Transfer From	Adjusted Total Allotments	1st Qtr Ending March 31	2nd Qtr Ending June 30	3rd Qtr Ending September 30	4th Qtr Ending December 31	Total Obligations
310100100005000	Development and Promotion of Campus Journalism												
MOOE	0.00	1,131,999.99	1,131,999.99	0.00	0.00	1,418,000.01	2,550,000.00	1,131,999.99	0.00	0.00	1,033,826.00	0.00	1,033,826.00
Total	0.00	1,131,999.99	1,131,999.99	0.00	0.00	1,418,000.01	2,550,000.00	1,131,999.99	0.00	0.00	1,033,826.00	0.00	1,033,826.00
310100100001000	National Assessment Systems for Basic Education												
MOOE	0.00	194,680.00	194,680.00	0.00	0.00	1,848,330.00	2,043,010.00	194,680.00	0.00	4,360.00	0.00	0.00	4,360.00
Total	0.00	194,680.00	194,680.00	0.00	0.00	1,848,330.00	2,043,010.00	194,680.00	0.00	4,360.00	0.00	0.00	4,360.00
BASIC EDUCATION INPUTS PROGRAM													
310200100003000	(LTE-SME) Learning Tools and Equipment												
MOOE	0.00	3,068,467.52	3,068,467.52	0.00	0.00	0.00	3,068,467.52	3,068,467.52	0.00	0.00	0.00	0.00	0.00
Total	0.00	3,068,467.52	3,068,467.52	0.00	0.00	0.00	3,068,467.52	3,068,467.52	0.00	0.00	0.00	0.00	0.00
310200100003000	(LTE-TVE) Learning Tools and Equipment												
MOOE	0.00	0.00	0.00	0.00	0.00	53,429,675.00	53,429,675.00	0.00	0.00	0.00	0.00	0.00	0.00
Total	0.00	0.00	0.00	0.00	0.00	53,429,675.00	53,429,675.00	0.00	0.00	0.00	0.00	0.00	0.00
310200100004000	Textbooks and other Instructional Materials												
MOOE	0.00	602,710,594.80	602,710,594.80	0.00	0.00	160,000.00	602,870,594.80	602,710,594.80	26,040.00	531,827.12	235,509,215.28	276,988,947.98	513,055,030.38
Total	0.00	602,710,594.80	602,710,594.80	0.00	0.00	160,000.00	602,870,594.80	602,710,594.80	26,040.00	531,827.12	235,509,215.28	276,988,947.98	513,055,030.38
310200100005000	Computerization Program												
MOOE	0.00	554,240.63	554,240.63	0.00	0.00	0.00	554,240.63	554,240.63	0.00	9,000.00	0.00	30,800.00	39,800.00
Total	0.00	554,240.63	554,240.63	0.00	0.00	0.00	554,240.63	554,240.63	0.00	9,000.00	0.00	30,800.00	39,800.00
310200100002000	New School Personnel Positions												
PS	3,354,958,000.00	-3,321,203,386.00	33,754,614.00	0.00	0.00	1,576,975,386.00	1,610,730,000.00	33,754,614.00	0.00	0.00	0.00	2,380,000.00	2,380,000.00
Total	3,354,958,000.00	-3,321,203,386.00	33,754,614.00	0.00	0.00	1,576,975,386.00	1,610,730,000.00	33,754,614.00	0.00	0.00	0.00	2,380,000.00	2,380,000.00
INCLUSIVE EDUCATION PROGRAM													
310300100005000	Special Needs Education Program												
MOOE	0.00	17,553,640.00	17,553,640.00	0.00	0.00	29,506,000.00	47,059,640.00	17,553,640.00	0.00	0.00	0.00	118,000.00	118,000.00
Total	0.00	17,553,640.00	17,553,640.00	0.00	0.00	29,506,000.00	47,059,640.00	17,553,640.00	0.00	0.00	0.00	118,000.00	118,000.00
310300100004000	Madrasah Education Program												
MOOE	0.00	685,488.00	685,488.00	0.00	20,784,000.00	20,098,512.00	0.00	685,488.00	0.00	0.00	0.00	0.00	0.00
Total	0.00	685,488.00	685,488.00	0.00	20,784,000.00	20,098,512.00	0.00	685,488.00	0.00	0.00	0.00	0.00	0.00
310300100003000	(FLO - ADM) Flexible Learning Options - Alternative Delivery Mode (ADM)												

STATEMENT OF APPROPRIATIONS, ALLOTMENTS, OBLIGATIONS, DISBURSEMENTS AND BALANCES (SAAODB)

FAR No. 1

For the Period: 01-Jan-24 31-Dec-24

By Allotment Class

Department: 07 - Department of Education
 Agency: 001 - Office of the Secretary
 Operating Unit: Regional Office - NCR
 Division/Bureau/Center: Regional Office
 Region: National Capital Region
 Organizational Code (UACS): 070010300013
 Funding Source Code: 01 101101

Regular Appropriations

Current Appropriations

UACS CODE / PARTICULARS	CURRENT YEAR DISBURSEMENTS					BALANCES		UNPAID OBLIGATIONS	
	1st Qtr Ending March 31	2nd Qtr Ending June 30	3rd Qtr Ending September 30	4th Qtr Ending December 31	Total Disbursements	Unreleased Appropriations	Unobligated Allotment	Due and Demandable	Not Yet Due and Demandable
310100100005000 Development and Promotion of Campus Journalism									
MOOE	0.00	0.00	1,001,526.00	32,300.00	1,033,826.00	0.00	98,173.99	0.00	0.00
Total	0.00	0.00	1,001,526.00	32,300.00	1,033,826.00	0.00	98,173.99	0.00	0.00
310100100001000 National Assessment Systems for Basic Education									
MOOE	0.00	4,360.00	0.00	0.00	4,360.00	0.00	190,320.00	0.00	0.00
Total	0.00	4,360.00	0.00	0.00	4,360.00	0.00	190,320.00	0.00	0.00
BASIC EDUCATION INPUTS PROGRAM									
310200100003000 (LTE-SME) Learning Tools and Equipment									
MOOE	0.00	0.00	0.00	0.00	0.00	0.00	3,068,467.52	0.00	0.00
Total	0.00	0.00	0.00	0.00	0.00	0.00	3,068,467.52	0.00	0.00
310200100003000 (LTE-TVE) Learning Tools and Equipment									
MOOE	0.00	0.00	0.00	0.00	0.00	0.00	0.00	0.00	0.00
Total	0.00	0.00	0.00	0.00	0.00	0.00	0.00	0.00	0.00
310200100004000 Textbooks and other Instructional Materials									
MOOE	26,040.00	531,827.12	875,479.48	4,668,244.02	6,101,590.62	0.00	89,654,564.42	506,954,439.76	0.00
Total	26,040.00	531,827.12	875,479.48	4,668,244.02	6,101,590.62	0.00	89,654,564.42	506,954,439.76	0.00
310200100005000 Computerization Program									
MOOE	0.00	9,000.00	0.00	6,000.00	15,000.00	0.00	514,440.63	24,800.00	0.00
Total	0.00	9,000.00	0.00	6,000.00	15,000.00	0.00	514,440.63	24,800.00	0.00
310200100002000 New School Personnel Positions									
PS	0.00	0.00	0.00	2,380,000.00	2,380,000.00	0.00	31,374,614.00	0.00	0.00
Total	0.00	0.00	0.00	2,380,000.00	2,380,000.00	0.00	31,374,614.00	0.00	0.00
INCLUSIVE EDUCATION PROGRAM									
310300100005000 Special Needs Education Program									
MOOE	0.00	0.00	0.00	0.00	0.00	0.00	17,435,640.00	118,000.00	0.00
Total	0.00	0.00	0.00	0.00	0.00	0.00	17,435,640.00	118,000.00	0.00
310300100004000 Madrasah Education Program									
MOOE	0.00	0.00	0.00	0.00	0.00	0.00	685,488.00	0.00	0.00
Total	0.00	0.00	0.00	0.00	0.00	0.00	685,488.00	0.00	0.00
310300100003000 (FLO - ADM) Flexible Learning Options - Alternative Delivery Mode (ADM)									

STATEMENT OF APPROPRIATIONS, ALLOTMENTS, OBLIGATIONS, DISBURSEMENTS AND BALANCES (SAAODB)

FAR No. 1

For the Period: 01-Jan-24 31-Dec-24

By Allotment Class

Department: 07 - Department of Education
 Agency: 001 - Office of the Secretary
 Operating Unit: Regional Office - NCR
 Division/Bureau/Center: Regional Office
 Region: National Capital Region
 Organizational Code (UACS): 070010300013
 Funding Source Code: 01 101101

Regular Appropriations
 Current Appropriations

UACS CODE / PARTICULARS	APPROPRIATIONS			ALLOTMENTS					CURRENT YEAR OBLIGATIONS				
	Authorized Appropriations	Adjustments (Transfer To)/From, Modifications/ Augmentations)	Adjusted Appropriations	Allotments Received	Adjustments (Reductions, Modifications/ Augmentations)	Transfer To	Transfer From	Adjusted Total Allotments	1st Qtr Ending March 31	2nd Qtr Ending June 30	3rd Qtr Ending September 30	4th Qtr Ending December 31	Total Obligations
MOOE	0.00	0.00	0.00	0.00	0.00	3,653,000.00	3,653,000.00	0.00	0.00	0.00	0.00	0.00	0.00
Total	0.00	0.00	0.00	0.00	0.00	3,653,000.00	3,653,000.00	0.00	0.00	0.00	0.00	0.00	0.00
310300100003000 (FLO - ALS) Flexible Learning Options - Alternative Learning System (ALS)													
MOOE	0.00	5,019,999.99	5,019,999.99	0.00	3,593,000.00	8,012,025.01	9,439,025.00	5,019,999.99	0.00	0.00	0.00	0.00	0.00
Total	0.00	5,019,999.99	5,019,999.99	0.00	3,593,000.00	8,012,025.01	9,439,025.00	5,019,999.99	0.00	0.00	0.00	0.00	0.00
310300100003000 (FLO - LR) Flexible Learning Options - Learning Resources (LR)													
MOOE	0.00	242,172,000.00	242,172,000.00	0.00	242,172,000.00	0.00	0.00	242,172,000.00	0.00	209,885,736.05	2,877,886.24	21,417,476.20	234,141,098.49
Total	0.00	242,172,000.00	242,172,000.00	0.00	242,172,000.00	0.00	0.00	242,172,000.00	0.00	209,885,736.05	2,877,886.24	21,417,476.20	234,141,098.49
SUPPORT TO SCHOOLS AND LEARNERS PROGRAM													
310400100001000 School-Based Feeding Program (SBFP)													
MOOE	0.00	1,294,720.00	1,294,720.00	0.00	1,013,190,000.00	1,048,651,645.00	36,756,365.00	1,294,720.00	0.00	0.00	854,694.00	260,102.50	1,14,796.50
Total	0.00	1,294,720.00	1,294,720.00	0.00	1,013,190,000.00	1,048,651,645.00	36,756,365.00	1,294,720.00	0.00	0.00	854,694.00	260,102.50	1,14,796.50
310400100013000 World Teacher's Day Incentive Benefit													
PS	0.00	39,000.00	39,000.00	0.00	0.00	76,524,000.00	76,563,000.00	39,000.00	0.00	0.00	38,000.00	0.00	8,000.00
Total	0.00	39,000.00	39,000.00	0.00	0.00	76,524,000.00	76,563,000.00	39,000.00	0.00	0.00	38,000.00	0.00	8,000.00
310400100010000 Reclassification of Positions													
PS	29,294,000.00	-29,294,000.00	0.00	29,294,000.00	0.00	29,294,000.00	0.00	0.00	0.00	0.00	0.00	0.00	0.00
Total	29,294,000.00	-29,294,000.00	0.00	29,294,000.00	0.00	29,294,000.00	0.00	0.00	0.00	0.00	0.00	0.00	0.00
310400100010000 Hardship Pay													
PS	12,383,000.00	-12,058,719.02	324,280.98	12,383,000.00	3,000,000.00	15,058,719.02	0.00	324,280.98	0.00	0.00	0.00	0.00	0.00
Total	12,383,000.00	-12,058,719.02	324,280.98	12,383,000.00	3,000,000.00	15,058,719.02	0.00	324,280.98	0.00	0.00	0.00	0.00	0.00
310400100010000 Grant of Cash Allowance													
MOOE	409,610,000.00	-376,194,000.00	33,416,000.00	409,610,000.00	0.00	376,194,000.00	0.00	33,416,000.00	0.00	0.00	0.00	0.00	0.00
Total	409,610,000.00	-376,194,000.00	33,416,000.00	409,610,000.00	0.00	376,194,000.00	0.00	33,416,000.00	0.00	0.00	0.00	0.00	0.00
EDUCATION HUMAN RESOURCE DEVELOPMENT PROGRAM"													
310500100002000 Teacher Quality and Development Program													
MOOE	0.00	2,444,925.00	2,444,925.00	0.00	0.00	0.00	2,444,925.00	2,444,925.00	0.00	0.00	0.00	2,146,395.00	2,146,395.00
Total	0.00	2,444,925.00	2,444,925.00	0.00	0.00	0.00	2,444,925.00	2,444,925.00	0.00	0.00	0.00	2,146,395.00	2,146,395.00
310500100001000 Human resource development for personnel in schools and learning centers													
MOOE	0.00	5,025,000.00	5,025,000.00	0.00	87,483,000.00	105,008,000.00	22,550,000.00	5,025,000.00	0.00	0.00	0.00	1,077,915.00	1,077,915.00
CO	0.00	10,000,000.00	10,000,000.00	0.00	0.00	0.00	10,000,000.00	10,000,000.00	0.00	0.00	0.00	8,937,833.58	8,937,833.58

STATEMENT OF APPROPRIATIONS, ALLOTMENTS, OBLIGATIONS, DISBURSEMENTS AND BALANCES (SAAODB)

FAR No. 1
By Allotment Class

For the Period: 01-Jan-24 31-Dec-24

Department: 07 - Department of Education
 Agency: 001 - Office of the Secretary
 Operating Unit: Regional Office - NCR
 Division/Bureau/Center: Regional Office
 Region: National Capital Region
 Organizational Code (UACS): 070010300013
 Funding Source Code: 01 101101

Regular Appropriations
Current Appropriations

UACS CODE / PARTICULARS	CURRENT YEAR DISBURSEMENTS					BALANCES		UNPAID OBLIGATIONS		
	1st Qtr Ending March 31	2nd Qtr Ending June 30	3rd Qtr Ending September 30	4th Qtr Ending December 31	Total Disbursements	Unreleased Appropriations	Unobligated Allotment	Due and Demandable	Not Yet Due and Demandable	
MOOE	0.00	0.00	0.00	0.00	0.00	0.00	0.00	0.00	0.00	
Total	0.00	0.00	0.00	0.00	0.00	0.00	0.00	0.00	0.00	
310300100003000 (FLO - ALS) Flexible Learning Options - Alternative Learning System (ALS)										
MOOE	0.00	0.00	0.00	0.00	0.00	0.00	5,019,999.99	0.00	0.00	
Total	0.00	0.00	0.00	0.00	0.00	0.00	5,019,999.99	0.00	0.00	
310300100003000 (FLO - LR) Flexible Learning Options - Learning Resources (LR)										
MOOE	0.00	380,000.00	1,061,500.00	211,918,399.05	213,359,899.05	0.00	7,990,901.51	20,821,199.44	0.00	
Total	0.00	380,000.00	1,061,500.00	211,918,399.05	213,359,899.05	0.00	7,990,901.51	20,821,199.44	0.00	
SUPPORT TO SCHOOLS AND LEARNERS PROGRAM										
310400100001000 School-Based Feeding Program (SBFP)										
MOOE	0.00	0.00	137,338.18	911,062.82	1,048,401.00	0.00	179,923.50	66,395.50	0.00	
Total	0.00	0.00	137,338.18	911,062.82	1,048,401.00	0.00	179,923.50	66,395.50	0.00	
310400100013000 World Teacher's Day Incentive Benefit										
PS	0.00	0.00	38,000.00	0.00	38,000.00	0.00	1,000.00	0.00	0.00	
Total	0.00	0.00	38,000.00	0.00	38,000.00	0.00	1,000.00	0.00	0.00	
310400100010000 Reclassification of Positions										
PS	0.00	0.00	0.00	0.00	0.00	0.00	0.00	0.00	0.00	
Total	0.00	0.00	0.00	0.00	0.00	0.00	0.00	0.00	0.00	
310400100010000 Hardship Pay										
PS	0.00	0.00	0.00	0.00	0.00	0.00	324,280.98	0.00	0.00	
Total	0.00	0.00	0.00	0.00	0.00	0.00	324,280.98	0.00	0.00	
310400100010000 Grant of Cash Allowance										
MOOE	0.00	0.00	0.00	0.00	0.00	0.00	33,416,000.00	0.00	0.00	
Total	0.00	0.00	0.00	0.00	0.00	0.00	33,416,000.00	0.00	0.00	
EDUCATION HUMAN RESOURCE DEVELOPMENT PROGRAM*										
310500100002000 Teacher Quality and Development Program										
MOOE	0.00	0.00	0.00	0.00	0.00	0.00	298,530.00	2,146,395.00	0.00	
Total	0.00	0.00	0.00	0.00	0.00	0.00	298,530.00	2,146,395.00	0.00	
310500100001000 Human resource development for personnel in schools and learning centers										
MOOE	0.00	0.00	0.00	997,915.00	997,915.00	0.00	3,947,085.00	80,000.00	0.00	
CO	0.00	0.00	0.00	0.00	0.00	0.00	1,062,166.42	8,937,833.58	0.00	

STATEMENT OF APPROPRIATIONS, ALLOTMENTS, OBLIGATIONS, DISBURSEMENTS AND BALANCES (SAAODB)

FAR No. 1
By Allotment Class

For the Period: 01-Jan-24 31-Dec-24

Department: 07 - Department of Education
 Agency: 001 - Office of the Secretary
 Operating Unit: Regional Office - NCR
 Division/Bureau/Center: Regional Office
 Region: National Capital Region
 Organizational Code (UACS): 070010300013
 Funding Source Code: 01 101101

Regular Appropriations
Current Appropriations

UACS CODE / PARTICULARS	APPROPRIATIONS			ALLOTMENTS				CURRENT YEAR OBLIGATIONS					Total Obligations
	Authorized Appropriations	Adjustments (Transfer To)/From, Modifications/ Augmentations)	Adjusted Appropriations	Allotments Received	Adjustments (Reductions, Modifications/ Augmentations)	Transfer To	Transfer From	Adjusted Total Allotments	1st Qtr Ending March 31	2nd Qtr Ending June 30	3rd Qtr Ending September 30	4th Qtr Ending December 31	
Total	0.00	15,025,000.00	15,025,000.00	0.00	87,483,000.00	105,008,000.00	32,550,000.00	15,025,000.00	0.00	0.00	0.00	10,015,748.58	10,015,748.58
Total - Regular Appropriations	4,108,775,000.00	-2,498,844,026.07	1,609,930,973.93	753,817,000.00	1,495,773,964.65	3,533,638,631.75	2,893,978,641.03	1,609,930,973.93	34,336,186.67	251,153,752.42	386,161,649.08	365,114,233.91	1,036,765,822.08
Total - Current Appropriations	4,108,775,000.00	-2,498,844,026.07	1,609,930,973.93	753,817,000.00	1,495,773,964.65	3,533,638,631.75	2,893,978,641.03	1,609,930,973.93	34,336,186.67	251,153,752.42	386,161,649.08	365,114,233.91	1,036,765,822.08
Grand Total	4,108,775,000.00	-2,498,844,026.07	1,609,930,973.93	753,817,000.00	1,495,773,964.65	3,533,638,631.75	2,893,978,641.03	1,609,930,973.93	34,336,186.67	251,153,752.42	386,161,649.08	365,114,233.91	1,036,765,822.08
PS	3,650,670,000.00	-3,351,313,626.99	299,356,373.01	295,712,000.00	100,204,964.65	1,783,853,591.64	1,687,293,000.00	299,356,373.01	18,309,965.54	25,261,943.16	18,517,120.49	33,600,075.55	95,689,104.74
MOOE	458,105,000.00	842,469,600.92	1,300,574,600.92	458,105,000.00	1,395,569,000.00	1,749,785,040.11	1,196,685,641.03	1,300,574,600.92	16,026,221.13	225,891,809.26	367,644,528.59	322,576,324.78	932,134,883.76
CO	0.00	10,000,000.00	10,000,000.00	0.00	0.00	0.00	10,000,000.00	10,000,000.00	0.00	0.00	0.00	8,937,833.58	8,937,833.58
	0.00	0.00	0.00	0.00	0.00	0.00	0.00	0.00	0.00	0.00	0.00	0.00	0.00

STATEMENT OF APPROPRIATIONS, ALLOTMENTS, OBLIGATIONS, DISBURSEMENTS AND BALANCES (SAAODB)

FAR No. 1
By Allotment Class


For the Period: 01-Jan-24 31-Dec-24

Regular Appropriations
Current Appropriations

Department: 07 - Department of Education
Agency: 001 - Office of the Secretary
Operating Unit: Regional Office - NCR
Division/Bureau/Center: Regional Office
Region: National Capital Region
Organizational Code (UACS): 070010300013
Funding Source Code: 01 101101


UACS CODE / PARTICULARS	CURRENT YEAR DISBURSEMENTS				Total Disbursements	BALANCES		UNPAID OBLIGATIONS	
	1st Qtr Ending March 31	2nd Qtr Ending June 30	3rd Qtr Ending September 30	4th Qtr Ending December 31		Unreleased Appropriations	Unobligated Allotment	Due and Demandable	Not Yet Due and Demandable
Total	0.00	0.00	0.00	997,915.00	997,915.00	0.00	5,009,251.42	9,017,833.58	0.00
Total - Regular Appropriations	23,279,023.04	39,167,559.17	53,559,282.74	276,180,790.89	392,186,655.84	0.00	573,165,151.85	644,532,009.89	47,156.35
Total - Current Appropriations	23,279,023.04	39,167,559.17	53,559,282.74	276,180,790.89	392,186,655.84	0.00	573,165,151.85	644,532,009.89	47,156.35
Grand Total	23,279,023.04	39,167,559.17	53,559,282.74	276,180,790.89	392,186,655.84	0.00	573,165,151.85	644,532,009.89	47,156.35
PS	18,021,013.17	25,305,021.53	18,507,648.20	33,565,853.23	95,399,536.13	0.00	203,667,268.27	289,568.61	0.00
MOOE	5,258,009.87	13,862,537.64	35,051,634.54	242,614,937.66	296,787,119.71	0.00	368,435,717.16	635,304,607.70	47,156.35
CO	0.00	0.00	0.00	0.00	0.00	0.00	1,062,166.42	8,937,833.58	0.00
	0.00	0.00	0.00	0.00	0.00	0.00	0.00	0.00	0.00

Certified Correct:


JOEY B. SAN BUENAVENTURA
Supervising Administrative Officer


ROMAR ROENTGEN I. BALANAO
Accountant III

Noted by:


JOCELYN DR ANDAYA
Regional Director-NCR
Incumbent Officer-in-Charge Office of the
Assistant Secretary for Operations